

CATALOGUE FOR
HYDRAULIC
FITTINGS

Contents

HYDRAULIC ADAPTER CORSS REFERENCE.....	1
Accessories	5
Female pipe swivel.....	8
SAE J518 Code 61 & 62 Flanges.....	13
37° JIC Fittings.....	19
37° JIC Bulkhead Fittings.....	40
Hose Barbs.....	46
Pipe Thread Fittings.....	52
O-ring Boss Fittings.....	68
BS & Metric Fittings.....	94
O-ring Face Seal.....	108
Ferrule Lock Fittings.....	130
Hose Fittings.....	144
Quick Disconnection.....	152
High Pressure Hose.....	153
High Pressure Ball Valve.....	156
Pipe Clamp.....	173
Contact	

HYDRAULIC ADAPTER CROSS-REFERENCE

Note: Numbers with the asterisk (*) will have the dash sizes reversed.

Example: OUR REF 2404-06-04 would equal an Aeroquip 2021-04-06.

OUR REF	Aeroquip	Imperial	Parker Tube	Parker Hose	Stratoflex	Trident	United Tech	W-Head
0302	-	-	-	-	1286	1326	-	-
0304	221000	-	-	-	1287	1327	-	C5115
0304-C	210292	830FS	FNTX	06CP	1229	1329	820	C5129
0306	210212	711BHFS	WLN	53N	1284	1332	894	C5624
0306N	210295	711FSO	-	-	1296	1330	-	-
0318	1290	841FS	BTX	06B	1253	1311	818	C5105
0319	900605	840FS	TX	06S	1244	1253	819	C5165
0403	73014	-	-	-	2333	1403	-	-
0404	73056	-	-	-	-	1404	-	-
0405	FF1131	-	-	-	-	1405	-	-
0500	FF1131	-	-	-	-	1500	-	-
0600	FF1404	-	-	-	-	1600	-	-
1404	2045*	60SA	0107	0107	1210	-	42*	9205*
1405	2046*	60SG	0207	0207	1029	1212	23*	9255*
1406	-	-	-	-	-	1222	-	-
1501	2047*	60UA	2107	2107	1037	1218	44*	9405*
1502	-	60UG	2207	2207	1030	1216	45*	9455*
1503	2049*	60TA	3107	3107	1036	1214	35*	9355*
1504	2050*	60TG	-	-	15854	1249	37*	9385*
1601	2254*	60VC	-	-	15855	1258	46	9406*
1602	2253*	60VH	-	-	15856	1259	47	9456*
1603	2255	60VJ	-	-	15857	1223	48	-
1700	500025	63SB	-	-	-	6100	-	500
1703	500023	63TB	-	-	-	6145	-	545
1704	500024	63UB	-	-	-	9190	-	590
2403	2027	842FS	HTX	0303	1019	1204	811	C5305
2403LH	202712	842HFS	LHTX	03L3	-	1204H	815	C5306
2404	2021*	848FS	FTX	0103*	1012*	1202*	816	C5205
2404L	202114*	848LFS	-	-	1091*	1202LO	-	-
2404LL	202114*	-	-	-	1098*	1202LL	-	-
2405	2022*	846FS	GTX	0203*	1015*	1230*	887	C5255

CROSS REFERNCE

OUR REF	Aeroquip	Imperial	Parker Tube	Parker Hose	Stratoflex	Trident	United Tech	W-Head
2406	2215	883FS	TRTX	0603	-	1246	892	C5015
2408	900599	839FS	PNTX	03CP	1227	1254	806	C5229
2500	2039	855FS	ETX	2303	1039	1234	821	C5505
2501	2024*	849FS	CTX	2103*	1039	1208*	822	C5405
2501L	202411*	849LFS	CCTX	5603*	1092*	1208L*	875	C5425
2501LL	202413*	849LLFS	CCCTX	5703*	1099*	1208LL*	876	C5435
2501LLL	202414*	-	-	-	16969	-	-	-
2502	2025*	850FS	DTX	2203*	1027*	1242*	886	C5455
2503	2023*	854FS	VTX	3103*	1021*	1206*	823	C5365
2504	-	-	-	-	-	-	-	-
2505	2044*	-	-	-	-	-	-	-
2601	2030*	845FS	STX	213T*	1033*	1221*	825	C5605
2602	2031*	858FS	OTX	223T*	1034*	1228*	889	C5655
2603	2033	844FS	JTX	033T	1031	1220	824	C5705
2605	2028*	851FS	RTX	013T*	1032*	1224*	826	C5755
2606	2029*	857FS	MTX	023T*	1035*	1226*	888	C5805
2607	203007*	-	-	-	-	-	-	-
2608	203006*	-	-	-	-	-	-	-
2609	203104*	-	-	-	-	-	-	-
2610	202832*	-	-	-	-	-	-	-
2611	203103*	-	-	-	-	-	-	-
2612	202901	-	-	-	-	-	-	-
2613	203301	-	-	-	-	-	-	-
2650	2020	832FS	KTX	033X	1009	1229	827	C5955
2700	2041	855BHFS	WTX	0353	1000	1260	832	C5325
2701	2043	854BHFS	WETX	2353	1002	1262	833	C5525
2702	2042	870FS	WNTX	3353	1001	1261	837	C5375
2703	203002	-	WJT	543T	1003	1283	834	C5725
2704	203008	-	WJJT	533T	-	1284	804	C5726
2705	2239	-	WGTX	0253	-	-	870*	C5725
2706	2240	-	-	-	-	-	-	-
3051	-	-	-	-	-	1243C	-	-
3474	-	-	F50F50	0505	-	1286	-	-
4000	22617	710FSO	-	711509	1249	2030	629	7629
4404	-	-	-	-	15851	1041*	840	-
4501	FF1162*	-	-	-	15853	1045*	842	-
4503	-	-	-	-	15852	1043*	844	-
4601	FF1167*	-	-	-	-	1046*	845	-

CROSS REFERNCE

OUR REF	Aeroquip	Imperial	Parker Tube	Parker Hose	Stratoflex	Trident	United Tech	W-Head
4603	FF1168*	-	-	-	-	1040*	846	-
4604	-	-	-	-	-	1044*	-	-
5000	2096	24SJ	GG	0202	1008	1273	847	C3309
5404	2083	24SA	FF	0101	1042	1252	910	C3069
5404N	2084	-	FFF	-	-	-	911	-
5405	2042	24SG*	FG*	0201*	1050	1274	920*	C3209*
5406	2081	24SB	PTR	0102	1093	1250	912	C3109
5406HP	2222	24SR	HHP	01HP	-	-	-	C3169
5406P	2082	-	HP	01CP	1219	1251	933	C3159
5500	2085	25UA	CR	2101	1094	1275	919	C3529
5501	2247	-	-	-	-	1243*	-	-
5502	2089	25UG	CD	2102	1095	1243*	914	C3409
5503	2088	25TG	CD45	3102	1096	1244	915	C3359
5504	2087	25UJ	DD	2202	1097	1245	916	C3509
5505	-	-	DD45	4202	-	1241	928	C3559
5600	2257	-	RRS	-	-	-	-	-
5601	2256	-	-	-	15861	-	-	-
5602	2092	25VK	MRO	012T	16970	1276	902	C3759
5603	2093	-	MMO	-	16913	1277	-	-
5604	2091	25VC	KMMOO	212T	15862	1278	904	C3609
5605	2090	25VJ	-	022T	-	1225	917	C3709
5651	208004	-	-	-	-	-	-	-
5652	2080	25WJ	-	022X	15850	1279	918	C3959
5655	208007	-	-	-	-	-	-	-
5700	2251	-	-	-	-	-	-	-
5701	2249*	-	-	-	-	-	-	9453
5702	2252	833FS	-	-	-	-	-	-
6000	-	-	-	-	-	-	-	-
6400	202702*	848FSO	F50X	0503*	1040*	1231	850	C5312
6400L	202713*	848LFSO	FF50X	E503	15867*	1231LO	851	C5316
6400LL	-	-	-	-	-	1231LL	-	-
6401	-	-	F5F	-	-	1264*	29	C3249
6402	2266	-	F65X	-	-	1213	-	9316
6404	2246*	-	FHG5	-	-	1267*	31	C3239
6405	2216*	720FSO	F50G	502	16339*	1268*	32	C3269
6408	900598	721FSO	P50N	05CP	1228	1255	33	7237
6408H	FF2138	-	HP50N	05HP	-	1256	-	7238
6410	FF1010	719FSO	F50G5	510	-	1270	-	7033

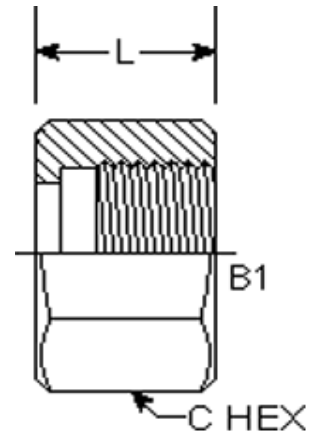
CROSS REFERNCE

OUR REF	Aeroquip	Imperial	Parker Tube	Parker Hose	Stratoflex	Trident	United Tech	W-Head
6500	2071*	879FS	C6X	3903	1005	1236	863	C5506
6501	2250	-	-	-	-	1247*	-	TF5406
6502	2070*	889FS	V6X	3703	1004	1237	874	C5356
6504	-	-	-	-	-	1205	862	-
6505	2018	881FS*	F6X	-	-	1211	-	9100*
6506	2242	882FS	-	-	-	1215	-	-
6600	203101*	872FS	S6X	393T	1006	1227	865	C5707
6602	203102*	871FS	R6X	063T	1007	1248	864	C5706
6801	2062*	849FSO	C50X	2503*	1048*	1238*	853	C5515
6801L	-	-	-	-	-	1238LO*	-	-
6801LL	206209*	-	-	-	-	1238LL*	-	-
6802	2061*	854FSO	V50X	3503*	1047*	1240*	852	C5365
6803	203003*	845FSO	S50X	253T	1089	1265*	855	C5715
6804	203005*	851FSO	R50X	053T	1090	1266*	854	C5716
6805	206801*	-	AEOG	2502	-	1269	56	C3459
6805L	206804*	-	AE40G	5502	-	-	-	C3469
6806	-	-	-	-	-	1263	57	TF3569
6807	-	-	-	-	-	-	-	-
6809	-	-	-	-	-	-	-	-
6900	2066*	60SB	-	507	15858*	1235	38	9315
6901	2068*	60UB	-	2507	15860*	1271	39	9515
6902	2067*	60TB	-	.507	15859*	1272	40	9365

JIC TUBE NUT

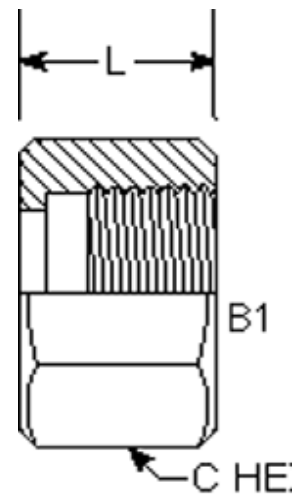
0318

SAE# 070110



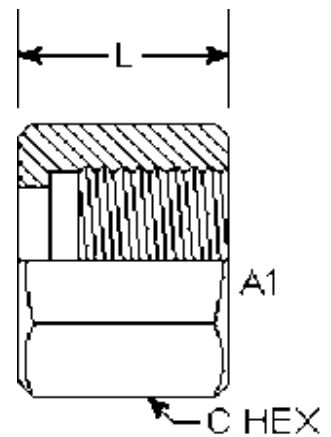
PART #	TUBE O.D.	B1 THREAD	L LGTH	M.M.	C HEX	C HEX	M.M.
0318-02	1/8	5/16-24	0.540	13.72	3/8	0.375	9.53
0318-03	3/16	3/8-24	0.600	15.24	7/16	0.438	11.13
0318-04	1/4	7/16-20	0.610	15.49	9/16	0.562	14.27
0318-05	5/16	1/2-20	0.670	17.02	5/8	0.625	15.88
0318-06	3/8	9/16-18	0.720	18.29	11/16	0.688	17.48
0318-08	1/2	3/4-16	0.840	21.34	7/8	0.875	22.23
0318-10	5/8	7/8-14	0.970	24.64	1	1.000	25.40
0318-12	3/4	1 1/16-12	1.020	25.91	1 1/4	1.250	31.75
0318-14	7/8	1 3/16-12	1.080	27.43	1 3/8	1.375	34.93
0318-16	1	1 5/16-12	1.120	28.45	1 1/2	1.500	38.10
0318-20	1 1/4	1 5/8-12	1.220	30.99	2	2.000	50.80
0318-24	1 1/2	1 7/8-12	1.410	35.81	2 1/4	2.250	57.15
0318-32	2	2 1/2-12	1.740	44.20	2 7/8	2.875	73.03
0318-40	2 1/2	3-12	1.638	41.61	3 3/8	3.375	85.73

NUT
C0318 Series
 SAE# 080110



PART #	TUBE O.D.	B1 THREAD	L LGTH	M.M.	C HEX	C HEX	M.M.
C0318-02	1/8	5/16-24	0.540	13.72	3/8	0.375	9.52
C0318-03	3/16	3/8-24	0.600	15.24	7/16	0.438	11.12
C0318-04	1/4	7/16-20	0.610	15.49	9/16	0.562	14.27
C0318-05	5/16	1/2-20	0.670	17.02	5/8	0.625	15.87
C0318-06	3/8	9/16-18	0.720	18.29	11/16	0.688	17.47
C0318-08	1/2	3/4-16	0.840	21.34	7/8	0.875	22.22
C0318-10	5/8	7/8-14	0.970	24.64	1	1.000	25.40
C0318-12	3/4	1 1/16-12	1.020	25.91	1 1/4	1.250	31.75
C0318-14	7/8	1 3/16-12	1.080	27.43	1 3/8	1.375	34.92
C0318-16	1	1 5/16-12	1.120	28.45	1 1/2	1.500	38.10
C0318-20	1 1/4	1 5/8-12	1.220	30.99	2	2.000	50.80
C0318-24	1 1/2	1 7/8-12	1.410	35.81	2 1/4	2.250	57.15
C0318-32	2	2 1/2-12	1.740	44.20	2 7/8	2.875	73.02

NUT
FS0318 Series
 SAE# 520110



PART #	TUBE O.D.	A1 THREAD	C HEX	M.M.	L LGTH	M.M.
FS0318-04	1/4	9/16-18	11/16	17.46	0.580	14.73
FS0318-06	3/8	11/16-16	13/16	20.63	0.670	17.02
FS0318-08	1/2	13/16-16	15/16	23.81	0.830	21.08
FS0318-10	5/8	1-14	1-1/8	28.58	0.930	23.62
FS0318-12	3/4	1 4/16-12	1-3/8	34.93	1.024	26.01
FS0318-16	1	1 7/16-12	1-5/8	41.28	1.100	27.94
FS0318-20	1 1/4	1 11/16-12	1-7/8	47.64	1.100	27.94
FS0318-24	1 1/2	2-12	2-1/4	57.15	1.100	27.94

Male Pipe Adapter

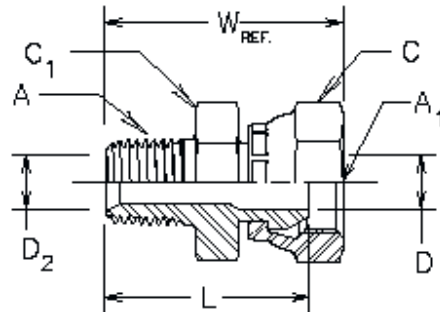
1404

NPSM swivel / male pipe thread
SAE 140130

Part Number Information

0107 - Body only

All dimensions are in inches

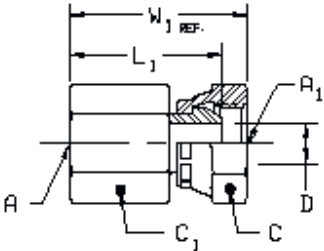


TUBE FITTING PART #	A PIPE THD NPTF	A1 SWIVEL THD NPSM	C HEX (inch)	C1 HEX (inch)	D DRILL (inch)	D2 DRILL (inch)	L (inch)	W (inch)
1404-2-2	1/8-27	1/8-27	9/16	9/16	0.156	0.188	0.94	1.09
1404-2-4	1/8-27	1/4-18	11/16	5/8	0.219	0.188	1.06	1.24
1404-4-2	1/4-18	1/8-27	9/16	11/16	0.156	0.281	1.24	1.39
1404-4-4	1/4-18	1/4-18	11/16	11/16	0.219	0.281	1.25	1.43
1404-4-6	1/4-18	3/8-18	7/8	13/16	0.344	0.281	1.25	1.45
1404-4-8	1/4-18	1/2-14	1	15/16	0.469	0.281	1.44	1.44
1404-6-4	3/8-18	1/4-18	11/16	11/16	0.219	0.406	1.31	1.49
1404-6-6	3/8-18	3/8-18	7/8	7/8	0.344	0.406	1.31	1.51
1404-6-8	3/8-18	1/2-14	1	15/16	0.469	0.406	1.44	1.73
1404-8-6	1/2-14	3/8-18	7/8	7/8	0.344	0.531	1.50	1.70
1404-8-8	1/2-14	1/2-14	1	1	0.469	0.531	1.62	1.91
1404-8-12	1/2-14	3/4-14	1 1/4	1 1/4	0.641	0.531	1.69	2.04
1404-12-8	3/4-14	1/2-14	1	1 1/8	0.469	0.719	1.62	1.91
1404-12-12	3/4-14	3/4-14	1 1/4	1 1/4	0.641	0.719	1.69	2.04
1404-12-16	3/4-14	1-11 1/2	1 1/2	1 1/2	0.844	0.719	1.80	2.17
1404-16-12	1-11 1/2	3/4-14	1 1/2	1 3/8	0.641	0.938	1.94	2.29
1404-16-16	1-11 1/2	1-11 1/2	1 1/2	1 1/2	0.844	0.938	2.00	2.37
1404-16-20	1-11 1/2	1 1/4-11 1/2	1 7/8	1 3/4	1.141	0.938	2.00	2.38
1404-20-16	1 1/4-11 1/2	1-11 1/2	1 1/2	1 7/8	0.844	1.250	2.09	2.46
1404-20-20	1 1/4-11 1/2	1 1/4-11 1/2	1 7/8	1 7/8	1.141	1.250	2.09	2.47
1404-24-20	1 1/2-11 1/2	1 1/4-11 1/2	1 7/8	2 1/8	1.141	1.500	2.13	2.51
1404-24-24	1 1/2-11 1/2	1 1/2-11 1/2	2 1/8	2 1/8	1.359	1.500	2.19	2.61
1404-32-32	2-11 1/2	2-11 1/2	2 5/8	2 5/8	1.813	1.938	2.37	2.80

Female Pipe Adapter

1405

NPSM swivel / female pipe thread
 SAE 140131
 Part Number Information
 1405 - Body only
 All dimensions are in inches



TUBE FITTING PART #	A PIPE THD NPTF	A1 SWIVEL THD NPSM	C HEX (inch)	C1 HEX (inch)	D DRILL (inch)	L1 (inch)	W1 (inch)
1405-2-2	1/8-27	1/8-27	9/16	9/16	0.156	0.870	1.02
1405-4-4	1/4-18	1/4-18	11/16	11/16	0.219	1.25	1.43
1405-6-4	3/8-18	1/4-18	11/16	7/8	0.219	1.31	1.49
1405-6-6	3/8-18	3/8-18	7/8	7/8	0.344	1.31	1.51
1405-8-6	1/2-14	3/8-18	7/8	1	0.344	1.45	1.65
1405-8-8	1/2-14	1/2-14	1	1	0.469	1.50	1.79
1405-12-12	3/4-14	3/4-14	1 1/4	1 1/4	0.641	1.62	1.97
1405-16-16	1-11 1/2	1-11 1/2	1 1/2	1 1/2	0.844	2.00	2.37
1405-20-20	1 1/4-11 1/2	1 1/4-11 1/2	1 7/8	1 7/8	1.141	2.00	2.38
1405-24-24	1 1/2-11 1/2	1 1/2-11 1/2	2 1/8	2 1/8	1.359	2.00	2.42
1405-32-32	2-11 1/2	2-11 1/2	2 5/8	2 5/8	1.813	2.12	2.55

Male Pipe Elbow

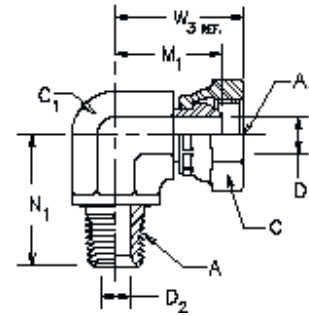
1501

NPSM swivel / male pipe thread
SAE 140230

Part Number Information

2107 - Body only

All dimensions are in inches



TUBE FITTING PART #	A PIPE THD NPTF	A1 SWIVEL THD NPSM	C HEX (inch)	C1 HEX (inch)	D DRILL (inch)	D2 DRILL (inch)	M1 (inch)	N1 (inch)	W3 (inch)
1501-2-2	1/8-27	1/8-27	9/16	7/16	0.156	0.188	0.70	0.72	0.85
1501-4-2	1/4-18	1/8-27	9/16	9/16	0.219	0.188	0.88	0.90	1.05
1501-4-4	1/4-18	1/4-18	11/16	9/16	0.219	0.281	0.88	1.09	1.06
1501-4-6	1/4-18	3/8-18	7/8	3/4	0.344	0.281	0.99	1.09	1.28
1501-6-4	3/8-18	1/4-18	11/16	3/4	0.219	0.406	0.99	1.22	1.17
1501-6-6	3/8-18	3/8-18	7/8	3/4	0.344	0.406	0.99	1.22	1.28
1501-6-8	3/8-18	1/2-14	1	3/4	0.469	0.406	1.04	1.22	1.33
1501-8-6	1/2-14	3/8-18	7/8	7/8	0.344	0.531	1.06	1.47	1.35
1501-8-8	1/2-14	1/2-14	1	7/8	0.469	0.531	1.11	1.47	1.40
1501-8-12	1/2-14	3/4-14	1 1/4	1 1/16	0.641	0.531	1.30	1.47	1.65
1501-12-6	3/4-14	3/8-18	7/8	1 1/16	0.344	0.719	1.19	1.59	1.48
1501-12-8	3/4-14	1/2-14	1	1 1/16	0.469	0.719	1.24	1.59	1.53
1501-12-12	3/4-14	3/4-14	1 1/4	1 1/16	0.641	0.719	1.30	1.59	1.65
1501-16-12	1-11 1/2	3/4-14	1 1/4	1 5/16	0.641	0.938	1.47	1.97	1.82
1501-16-16	1-11 1/2	1-11 1/2	1 1/2	1 5/16	0.844	0.938	1.54	1.97	1.91
1501-20-20	1 1/4-11 1/2	1 1/4-11 1/2	1 7/8	1 5/8	1.141	1.250	1.73	2.38	2.11
1501-24-24	1 1/2-11 1/2	1 1/2-11 1/2	2 1/8	1 7/8	1.359	1.500	1.89	2.64	2.31
1501-32-32	2-11 1/2	2-11 1/2	2 5/8	2 1/2	1.813	1.938	2.27	3.00	2.70
1501-L-2-2	1/8-27	1/8-27	9/16	9/16	0.156	0.188	0.940	1.640	1.09
1501-L-4-4	1/4-18	1/4-18	11/16	11/16	0.219	0.281	1.190	2.250	1.37
1501-L-6-6	3/8-18	3/8-18	7/8	7/8	0.344	0.406	1.50	2.760	1.79
1501-L-6-8	3/8-18	1/2-14	1	7/8	0.469	0.406	1.50	2.760	1.79
1501-L-8-6	1/2-14	3/8-18	7/8	1	0.344	0.531	1.50	3.190	1.79
1501-L-8-8	1/2-14	1/2-14	1	1	0.469	0.531	1.50	3.190	1.79
1501-L-12-12	3/4-14	3/4-14	1 1/4	1 1/4	0.641	0.719	2.00	3.660	2.35
1501-L-16-16	1-11 1/2	1-11 1/2	1 1/2	1 1/2	0.844	0.938	1.54	4.330	1.91

Female Pipe Elbow

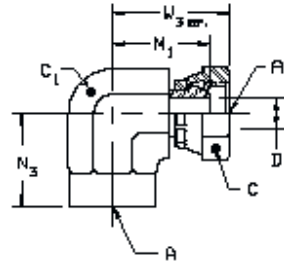
1502

NPSM swivel / female pipe thread
SAE 140231

Part Number Information

2207 - Body only

All dimensions are in inches



TUBE FITTING PART #	A PIPE THD NPTF	A1 SWIVEL THD NPSM	C HEX (inch)	C1 HEX (inch)	D DRILL (inch)	M1 (inch)	N3 (inch)	W3 (inch)
1502-2-2	1/8-27	1/8-27	9/16	9/16	0.156	0.80	0.66	0.95
1502-4-4	1/4-18	1/4-18	11/16	3/4	0.219	0.99	0.88	1.17
1502-4-6	1/4-18	3/8-18	7/8	7/8	0.344	1.06	1.01	1.26
1502-6-6	3/8-18	3/8-18	7/8	7/8	0.344	1.06	1.02	1.26
1502-8-8	1/2-14	1/2-14	1	1 1/16	0.469	1.24	1.23	1.53
1502-12-12	3/4-14	3/4-14	1 1/4	1 5/16	0.641	1.47	1.36	1.82
1502-16-16	1-11 1/2	1-11 1/2	1 1/2	1 5/8	0.844	1.73	1.62	2.10
1502-20-20	1 1/4-11 1/2	1 1/4-11 1/2	1 7/8	1 7/8	1.141	1.83	1.70	2.21
1502-24-24	1 1/2-11 1/2	1 1/2-11 1/2	2 1/8	2 1/2	1.359	2.41	2.08	2.83
1502-32-32	2-11 1/2	2-11 1/2	2 5/8	2 13/16	1.813	2.57	2.39	3.00

45° Male Pipe Elbow

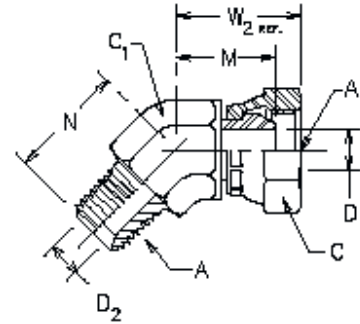
1503

NPSM swivel / male pipe thread
SAE 140330

Part Number Information

3107 - Body only

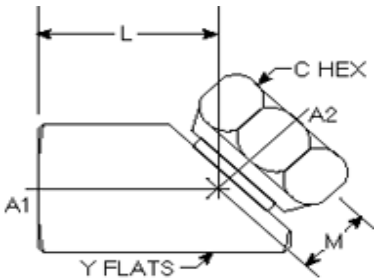
All dimensions are in inches



TUBE FITTING PART #	A PIPE THD NPTF	A1 SWIVEL THD NPSM	C HEX (inch)	C1 HEX forg (inch)	D DRILL (inch)	D2 DRILL (inch)	M (inch)	N (inch)	W2 (inch)
1503-2-2	1/8-27	1/8-27	9/16	7/16	0.156	0.188	0.62	0.52	0.77
1503-4-4	1/4-18	1/4-18	11/16	9/16	0.219	0.281	0.73	0.86	0.91
1503-6-6	3/8-18	3/8-18	7/8	3/4	0.344	0.406	0.81	0.95	1.10
1503-8-6	1/2-14	3/8-18	7/8	7/8	0.344	0.531	0.81	1.17	1.10
1503-8-8	1/2-14	1-2/14	1	7/8	0.469	0.531	0.88	1.17	1.17
1503-8-12	1/2-14	3/4-14	1 1/4	1 1/16	0.641	0.531	0.87	1.20	1.22
1503-12-8	3/4-14	1/2-14	1	1 1/16	0.469	0.719	0.94	1.20	1.23
1503-12-12	3/4-14	3/4-14	1 1/4	1 1/16	0.641	0.719	1.02	1.20	1.37
1503-16-12	1-11 1/2	3/4-14	1 1/4	1 5/16	0.641	0.938	1.12	1.48	1.47
1503-16-16	1-11 1/2	1-11 1/2	1 1/2	1 5/16	0.844	0.938	1.15	1.48	1.52
1503-20-20	1 1/4-11 1/2	1 1/4-11 1/2	1 7/8	1 5/8	1.141	1.250	1.23	1.67	1.61
1503-24-24	1 1/2-11 1/2	1 1/2-11 1/2	2 1/8	1 7/8	1.359	1.500	1.35	1.77	1.77
1503-32-32	2-11 1/2	2-11 1/2	2 5/8	2 1/2	1.813	1.938	1.46	2.11	1.89

FP-FPS 45°
1504

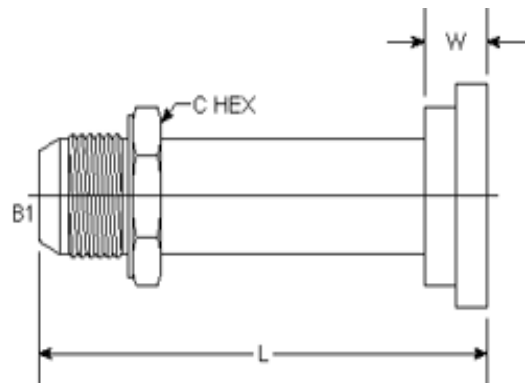
SAE# 140331



PART #	TUBE O.D.	A1 NPTF	A2 NPSM	L LGTH	M.M.	M LGTH	M.M.	C HEX	C HEX	M.M.	Y FLATS	Y FLATS	M.M.
1504-02-02	1/8	1/8-27	1/8-27	0.500	12.70	0.460	11.68	9/16	0.562	14.27	9/16	0.562	14.27
1504-02-04	1/8 1/4	1/8-27	1/4-18	0.500	12.70	0.560	14.22	11/16	0.687	17.45	11/16	0.687	17.45
1504-04-04	1/4	1/4-18	1/4-18	0.656	16.66	0.906	23.01	11/16	0.687	17.45	11/16	0.687	17.45
1504-04-06	1/4 3/8	1/4-18	3/8-18	0.734	18.64	1.004	25.50	7/8	0.875	22.23	7/8	0.875	22.23
1504-06-04	3/8 1/4	3/8-18	1/4-18	1.062	26.97	0.625	15.88	11/16	0.687	17.45	7/8	0.875	22.23
1504-06-06	3/8	3/8-18	3/8-18	0.734	18.64	1.062	26.97	7/8	0.875	22.23	7/8	0.875	22.23
1504-06-08	3/8 1/2	3/8-18	1/2-14	0.781	19.84	1.375	34.93	1	1.000	25.40	1	1.000	25.40
1504-08-06	1/2 3/8	1/2-14	3/8-18	1.375	34.93	0.785	19.94	7/8	0.875	22.23	1	1.000	25.40
1504-08-08	1/2	1/2-14	1/2-14	0.781	19.84	1.375	34.93	1	1.000	25.40	1	1.000	25.40
1504-12-08	-	-	-	-	-	-	-	-	-	-	-	-	-
1504-12-12	3/4	3/4-14	3/4-14	1.000	25.40	1.250	31.75	1 1/4	1.250	31.75	1 1/4	1.250	31.75
1504-16-12	1 3/4	1-11 1/2	3/4-14	1.500	38.10	1.031	26.19	1 1/4	1.250	31.75	1 1/2	1.500	38.10
1504-16-16	1	1-11 1/2	1-11 1/2	1.046	26.57	1.500	38.10	1 1/2	1.500	38.10	1 1/2	1.500	38.10
1504-20-20	1 1/4	1 1/4-11 1/2	1 1/4-11 1/2	1.328	33.73	1.781	45.24	1 7/8	1.875	47.63	1 7/8	1.875	47.63
1504-24-24	1 1/2	1 1/2-11 1/2	1 1/2-11 1/2	1.250	31.75	1.968	49.99	2 1/8	2.125	53.98	2 1/8	2.125	53.98

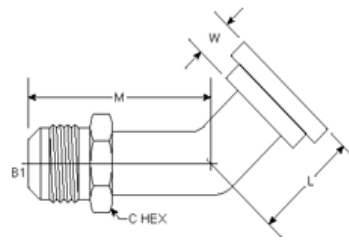
Code 61 and 62 flange

MJ-FLANGE STRAIGHT
CODE 61
1700



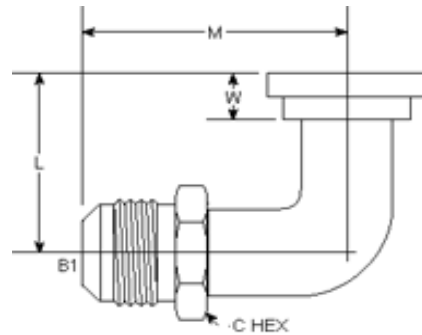
Product ID	TUBE O.D.	FLANGE SIZE	B1 SAE 37	L LGTH	M.M.	W* WIDTH	M.M.	C HEX	C HEX	M.M.
1700-08-08	1/2	1/2	3/4-16	2.350	59.69	0.500	12.70	13/16	0.812	20.62
1700-08-12	1/2	3/4	3/4-16	2.350	59.69	0.560	14.22	1 1/4	1.125	28.57
1700-12-12	3/4	3/4	1 1/16-12	2.600	66.04	0.560	14.22	1 1/4	1.125	28.57
1700-12-16	3/4	1	1 1/16-12	2.600	66.04	0.560	14.22	1 1/4	1.125	28.57
1700-12-20	3/4	1 1/4	1 1/16-12	2.600	66.04	0.560	14.22	1 3/8	1.375	34.92
1700-16-12	1	3/4	1 5/16-12	2.640	67.04	0.560	14.22	1 3/8	1.375	34.92
1700-16-16	1	1	1 5/16-12	2.640	67.04	0.560	14.22	1 3/8	1.375	34.92
1700-16-20	1	1 1/4	1 5/16-12	2.640	67.04	0.560	14.22	1 3/8	1.375	34.92
1700-16-24	1	1 1/2	1 5/16-12	2.640	67.04	0.620	15.75	2	2.000	50.80
1700-20-16	1 1/4	1	1 5/8-12	3.125	79.38	0.560	14.22	1 11/16	1.687	42.85
1700-20-20	1 1/4	1 1/4	1 5/8-12	3.125	79.38	0.560	14.22	1 11/16	1.687	42.85
1700-20-24	1 1/4	1 1/2	1 5/8-12	2.687	68.25	0.620	15.75	2	2.000	50.80
1700-24-20	1 1/2	1 1/4	1 7/8-12	3.000	76.20	0.560	14.22	2	2.000	50.80
1700-24-24	1 1/2	1 1/2	1 7/8-12	3.000	76.20	0.620	15.75	2	2.000	50.80
1700-24-32	1 1/2	2	1 7/8-12	3.000	76.20	0.620	16.00	2	2.00	50.80
1700-32-24	2	1 1/2	2 1/2-12	3.350	85.09	0.620	15.75	2 3/4	2.750	69.85

MJ-FLANGE 45° CODE 61 1703



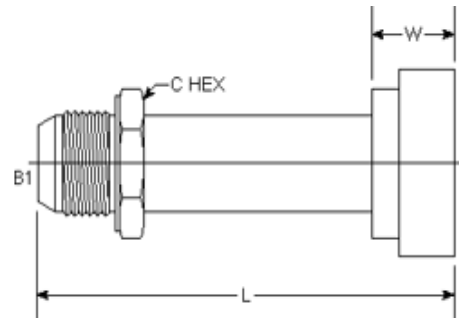
Product ID	TUBE O.D.	FLANGE SIZE	B1 SAE 37	L LGTH	M.M.	M LGTH	M.M.	W* WIDTH	M.M.	C HEX	C HEX	M.M.
1703-08-08	1/2	1/2	3/4-16	1.080	27.43	1.770	44.96	0.500	12.70	13/16	0.812	20.62
1703-12-12	3/4	3/4	1 1/16-12	1.500	38.10	1.650	41.93	0.560	14.22	1 1/8	1.125	28.57
1703-12-16	3/4	1	1 1/16-12	1.300	33.02	1.850	46.99	0.560	14.22	1 1/8	1.125	28.57
1703-16-16	1	1	1 5/16-12	1.400	35.56	2.200	55.88	0.560	14.22	1 3/8	1.375	34.92
1703-20-20	1 1/4	1 1/4	1 5/8-12	1.300	33.02	2.350	59.69	0.560	14.22	1 11/16	1.687	42.85
1703-20-24	1 1/4	1 1/2	1 5/8-12	1.750	44.45	2.000	50.80	0.560	14.22	1 11/16	1.687	42.85
1703-24-24	1 1/2	1 1/2	1 7/8-12	1.600	40.64	2.300	58.42	0.620	15.75	2	2.000	50.80
1703-32-32	2	2	2 1/2-12	1.700	43.18	2.900	73.66	0.620	15.75	2 5/8	2.625	66.68

MJ-Flange 90° Code 61 1704



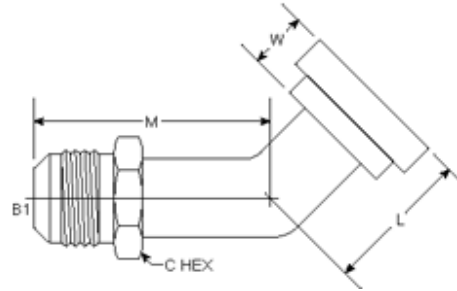
PART #	TUBE O.D.	FLANGE SIZE	B1 SAE 37	L LGTH	M.M.	M LGTH	M.M.	W* WIDTH	M.M.	C HEX	C HEX	M.M.
1704-08-08	1/2	1/2	3/4-16	1.650	41.91	1.700	43.18	0.500	12.70	13/16	0.812	20.64
1704-08-12	1/2	3/4	3/4-16	1.67	42.42	1.890	48.01	0.560	14.22	1 1/16	1.062	26.97
1704-12-12	3/4	3/4	1 1/16-12	3.100	78.74	2.250	57.15	0.560	14.22	1 1/8	1.125	28.57
1704-12-16	3/4	1	1 1/16-12	2.120	53.85	2.480	62.99	0.560	14.22	1 1/8	1.125	28.57
1704-12-20	3/4	1 1/4	1 1/16-12	2.150	54.61	2.500	63.50	0.560	14.22	1 1/8	1.125	28.57
1704-16-12	1	3/4	1 5/16-12	1.800	45.72	2.600	66.04	0.560	14.22	1 3/8	1.375	34.92
1704-16-16	1	1	1 5/16-12	2.375	60.33	1.812	46.02	0.560	14.22	1 3/8	1.375	34.92
1704-16-20	1	1 1/4	1 5/16-12	2.450	62.23	2.870	72.90	0.560	14.22	1 3/8	1.375	34.92
1704-16-24	1	1 1/2	1 7/8-12	1.170	29.72	2.950	74.93	0.620	15.75	1 3/8	1.375	34.92
1704-20-12	1 1/4	3/4	1 5/8-12	1.810	45.97	2.630	66.80	0.560	14.22	1 11/16	1.687	42.86
1704-20-16	1 1/4	1	1 5/8-12	2.168	55.07	3.051	77.50	0.560	14.22	1 11/16	1.688	42.88
1704-20-20	1 1/4	1 1/4	1 5/8-12	2.500	63.50	2.062	52.37	0.560	14.22	1 11/16	1.687	42.85
1704-20-32	1 1/4	2	1 5/8-12	2.500	63.50	3.400	86.36	0.620	15.75	1 11/16	1.687	42.86
1704-24-16	1 1/2	1	1 7/8-12	2.240	56.90	3.178	80.72	0.560	14.22	2 3/64	2.047	51.99
1704-24-20	1 1/2	1 1/4	1 7/8-12	2.500	63.50	3.600	91.44	0.620	15.75	2 3/64	2.046	51.97
1704-24-24	1 1/2	1 1/2	1 7/8-12	2.750	69.85	2.328	59.13	0.620	15.75	2 3/64	2.046	51.97
1704-32-32	2	2	2 1/2-12	3.700	93.98	4.950	125.73	0.620	15.75	2 3/4	2.750	69.85

MJ-FLANGE STRAIGHT CODE 62 1800



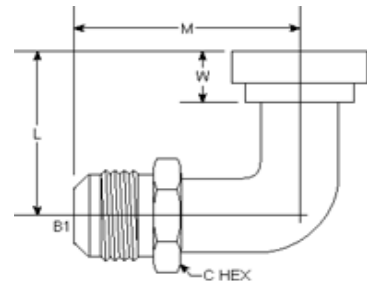
PART #	TUBE O.D.	FLANGE SIZE	B1 SAE 37	L LGTH	M.M.	W* WIDTH	M.M.	C HEX	C HEX	M.M.
1800-12-12	3/4	3/4	1 1/16-12	2.570	65.28	0.690	17.53	1 1/8	1.125	28.57
1800-12-16	3/4	3/4	1 1/16-12	2.930	74.42	0.810	20.57	1 1/8	1.125	28.57
1800-16-16	1	1	1 5/16-12	2.900	73.66	0.810	20.57	1 3/8	1.375	34.92
1800-16-20	1	1 1/4	1 5/16-12	2.880	73.15	1.000	25.40	1 3/8	1.375	34.92
1800-16-24	1	1 1/2	1 5/16-12	4.026	102.26	1.190	30.23	1 3/8	1.375	34.93
1800-20-16	1 1/4	1	1 5/8-12	2.950	74.93	0.810	20.57	1 11/16	1.687	42.86
1800-20-20	1 1/4	1 1/4	1 5/8-12	3.123	79.32	1.000	25.40	1 11/16	1.688	42.88
1800-20-24	1 1/4	1 1/2	1 5/8-12	4.170	105.92	1.190	30.23	1 3/4	1.75	44.45
1800-24-20	1 1/2	1 1/4	1 7/8-12	2.240	56.90	1.000	25.40	2 3/64	2.047	51.99
1800-24-24	1 1/2	1 1/2	1 7/8-12	2.288	58.12	1.190	30.23	2	2.000	50.80

MJ-Flange 45° Code 62 1803

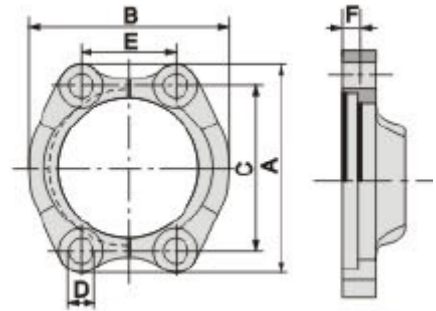


PART #	TUBE O.D.	FLANGE SIZE	B1 SAE 37	L LGTH	M.M.	M LGTH	M.M.	W* WIDTH	M.M.	C HEX	C HEX	M.M.
1803-08-08	1/2	1/2	3/4-16	1.100	27.94	1.600	40.64	0.560	14.22	13/16	0.812	20.62
1803-12-12	3/4	3/4	1 1/16-12	1.400	35.56	1.800	45.72	0.690	17.53	1 1/8	1.125	28.57
1803-12-16	3/4	1	1 1/16-12	1.400	35.56	1.900	48.26	0.812	20.57	1 7/64	1.109	28.17
1803-12-20	3/4	1 1/4	1 1/16-12	2.000	50.80	2.190	55.63	1.000	25.40	1 1/4	1.25	31.75
1803-16-12	1	3/4	1 5/16-12	1.560	39.62	2.400	60.96	1.190	30.23	1 3/8	1.375	34.93
1803-16-16	1	1	1 5/16-12	1.800	45.72	2.200	55.88	0.812	20.57	1 3/8	1.375	34.92
1803-16-20	1	1 1/4	1 5/16-12	1.400	35.56	2.000	50.80	1.000	25.40	1 3/8	1.375	34.92
1803-20-16	1 1/4	1	1 5/8-12	1.550	39.37	2.020	51.31	0.810	20.57	1 11/16	1.688	42.88
1803-20-20	1 1/4	1 1/4	1 5/8-12	2.170	55.12	2.190	55.63	1.000	25.40	2	2.000	50.80
1803-20-24	1 1/2	1 1/2	1 7/8-12	1.700	43.18	2.500	63.50	1.190	30.23	2 3/64	2.046	51.97
1803-24-20	1 1/2	1 1/4	1 7/8-12	1.50	38.10	2.330	59.18	1.000	25.40	2 3/64	2.047	51.99
1803-24-24	1 1/2	1 1/2	1 7/8-12	2.400	60.96	3.430	87.12	1.190	30.23	2	2.000	50.80
1803-32-32	2	2	1 1/2-12	2.600	66.04	3.200	81.28	1.500	38.10	2 3/4	2.750	69.87

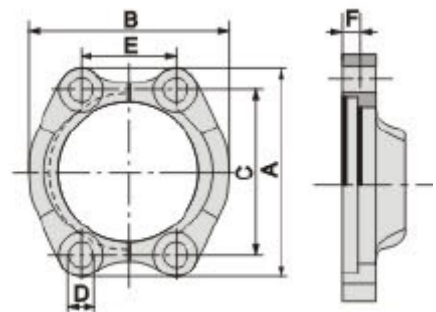
MJ-Flange 90°
Code 62
1804



PART #	TUBE O.D.	FLANGE SIZE	B1 SAE 37	L LGTH	M.M.	M LGTH	M.M.	W* WIDTH	M.M.	C HEX	C HEX	M.M.
1804-08-08	1/2	1/2	3/4-16	1.970	50.04	1.470	37.34	0.560	14.22	7/8	0.875	22.22
1804-12-12	3/4	3/4	1 1/16-12	3.100	78.74	2.250	57.17	0.690	17.53	1 1/8	1.125	28.57
1804-12-20	3/4	1 1/4	1 1/16-12	1.980	50.29	2.580	65.53	1.	25.40	1 1/8	1.125	28.58
1804-16-12	1	3/4	1 5/16-12	1.80	45.72	2.560	65.02	0.690	17.53	1 3/8	1.375	34.93
1804-16-16	1	1	1 5/16-12	2.480	62.99	3.100	78.74	0.810	20.57	1 3/8	1.375	34.93
1804-16-20	1	1 1/4	1 5/16-12	2.50	63.50	3.000	76.20	1.000	25.40	1 3/8	1.375	34.93
1804-16-24	1	1 1/2	1 1/16-12	2.950	74.93	2.350	59.69	1.190	30.23	1 3/8	1.375	34.92
1804-20-16	1 1/4	1	1 5/8-12	3.310	84.07	2.350	59.69	0.810	20.57	1 11/16	1.687	42.86
1804-20-20	1 1/4	1 1/4	1 5/8-12	3.380	85.85	2.460	62.48	1.000	24.50	1 11/16	1.687	42.86
1804-20-24	1 1/4	1 1/2	1 5/8-12	3.750	95.25	2.720	69.09	1.190	30.23	1 11/16	1.687	42.86
1804-24-24	1 1/2	1 1/2	1 7/8-12	4.000	101.60	3.000	76.20	1.190	30.23	2 3/64	2.046	51.97
1804-24-32	1 1/2	2	1 7/8-12	3.680	93.47	4.050	102.87	1.500	38.10	2	2.000	50.80
1804-32-32	2	2	2/2-12	4.688	119.08	6.600	167.64	1.500	38.10	2 3/4	2.750	69.85

Code 61 Split Flange Clamps

PART #	Flange Size	A (inch)	B (inch)	C (inch)	D (inch)	E (inch)	F (inch)
1901-08	1/2	2.118	1.815	1.500	0.354	0.689	0.244
1901-12	3/4	2.579	2.063	1.875	0.433	0.875	0.244
1901-16	1	2.772	2.272	2.063	0.433	1.032	0.295
1901-20	1 1/4	3.138	2.875	2.311	0.433	1.189	0.295
1901-24	1 1/2	3.709	3.252	2.752	0.531	1.406	0.295
1901-32	2	4.020	3.800	3.063	0.531	1.689	0.354

Code 62 Split Flange Clamps

PART #	Flange Size	A (inch)	B (inch)	C (inch)	D (inch)	E (inch)	F (inch)
1902-08	1/2	2.236	1.937	1.595	0.354	0.717	0.280
1902-12	3/4	2.831	2.433	2.000	0.433	0.937	0.319
1902-16	1	3.209	2.811	2.252	0.512	1.095	0.350
1902-20	1 1/4	3.772	3.118	2.626	0.591	1.252	0.382
1902-24	1 1/2	4.461	3.811	3.126	0.669	1.441	0.468
1902-32	2	5.272	4.551	3.772	0.828	1.748	0.468

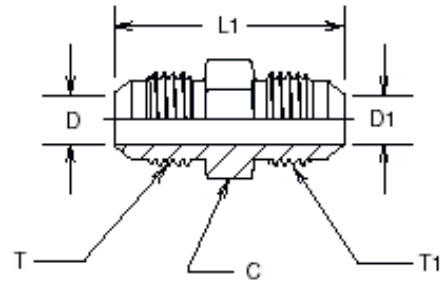
Union

2403

Flare tube end / flare tube end
SAE 070101

Parker Number Information
HTX

All dimensions are in inches



TUBE FITTING PART #	TUBE O.D. (inch)	T TUBE END UN/UNF-2A	T1 TUBE END UN/UNF-2A	C HEX (inch)	D DRILL (inch)	D1 DRILL (inch)	L1 (inch)
2403-2-2	1/8	5/16-24	5/16-24	7/16	0.062	0.062	1.17
2403-3-3	3/16	3/8-24	3/8-24	7/16	0.125	0.125	1.23
2403-4-4	1/4	7/16-20	7/16-20	1/2	0.172	0.172	1.38
2403-2-4	1/4	7/16-20	5/16-24	1/2	0.172	0.062	1.27
2403-3-4	1/4	7/16-20	3/8-24	1/2	0.172	0.125	1.30
2403-5-5	5/16	1/2-20	1/2-20	9/16	0.234	0.234	1.38
2403-4-5	5/16	1/2-20	7/16-20	9/16	0.234	0.172	1.38
2403-6-6	3/8	9/16-18	9/16-18	5/8	0.297	0.297	1.41
2403-4-6	3/8	9/16-18	7/16-20	5/8	0.297	0.297	1.41
2403-5-6	3/8	9/16-18	1/2-20	5/8	0.297	0.234	1.41
2403-8-8	1/2	3/4-16	3/4-16	13/16	0.391	0.391	1.62
2403-4-8	1/2	3/4-16	7/16-20	13/16	0.391	0.172	1.52
2403-6-8	1/2	3/4-16	9/16-18	13/16	0.391	0.297	1.52
2403-10-10	5/8	7/8-14	7/8-14	15/16	0.484	0.484	1.88
2403-8-10	5/8	7/8-14	3/4-16	15/16	0.484	0.391	1.78
2403-12-12	3/4	1 1/16-12	1 1/16-12	1 1/8	0.609	0.609	2.16
2403-8-12	3/4	1 1/16-12	3/4-16	1 1/8	0.609	0.391	1.95
2403-10-12	3/4	1 1/16-12	7/8-14	1 1/8	0.609	0.484	2.05
2403-14-14	7/8	1 3/16-12	1 3/16-12	1 1/4	0.718	0.718	2.22
2403-16-16	1	1 5/16-12	1 5/16-12	1 3/8	0.844	0.844	2.25
2403-12-16	1	1 5/16-12	1 1/16-12	1 3/8	0.844	0.609	2.20
2403-20-20	1 1/4	1 5/8-12	1 5/8-12	1 11/16	1.078	1.078	2.44
2403-24-24	1 1/2	1 7/8-12	1 7/8-12	2	1.312	1.312	2.75
2403-10-24	1 1/2	1 7/8-12	7/8-14	2	1.312	0.484	2.42
2403-12-24	1 1/2	1 7/8-12	1 1/16-12	2	1.312	0.609	2.53
2403-16-24	1 1/2	1 7/8-12	1 5/16-12	2	1.312	0.844	2.58
2403-32-32	2	2 1/2-12	2 1/2-12	2 5/8	1.781	1.781	3.41
2403-24-32	2	2 1/2-12	1 7/8-12	2 5/8	1.781	1.312	2.81

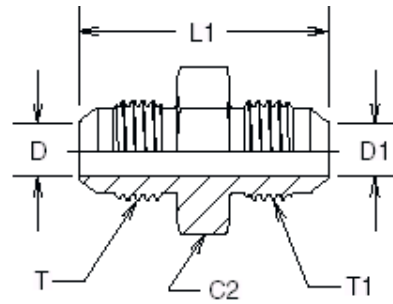
Large Hex Union

2403LH

Flare tube end / flare tube end
SAE 070119

Parker Number Information
LHTX

All dimensions are in inches



TUBE FITTING PART #	TUBE O.D. (inch)	T TUBE END UN/UNF-2A	T1 TUBE END UN/UNF-2A	C2 HEX (inch)	D DRILL (inch)	D1 DRILL (inch)	L1 (inch)
2403LH-4-4	1/4	7/16-20	7/16-20	11/16	0.172	0.172	1.38
2403LH-3-4	1/4 to 3/16	7/16-20	3/8-24	11/16	0.172	0.125	1.30
2403LH-5-5	5/16	1/2-20	1/2-20	3/4	0.234	0.234	1.38
2403LH-6-6	3/8	9/16-18	9/16-18	13/16	0.297	0.297	1.41
2403LH-4-6	3/8 to 1/4	9/16-18	7/16-20	13/16	0.297	0.172	1.41
2403LH-8-8	1/2	3/4-16	3/4-16	1	0.391	0.391	1.62
2403LH-4-8	1/2 to 1/4	3/4-16	7/16-20	1	0.391	0.172	1.52
2403LH-6-8	1/2 to 3/8	3/4-16	9/16-18	1	0.391	0.297	1.52
2403LH-10-10	5/8	7/8-14	7/8-14	1 1/8	0.484	0.484	1.88
2403LH-12-12	3/4	1 1/16-12	1 1/16-12	1 3/8	0.609	0.609	2.16
2403LH-8-12	3/4 to 1/2	1 1/16-12	3/4-16	1 3/8	0.609	0.391	1.95
2403LH-16-16	1	1 5/16-12	1 5/16-12	1 5/8	0.844	0.844	2.25
2403LH-32-32	2	2 1/2-12	2 1/2-12	2 3/4	1.781	1.781	3.41

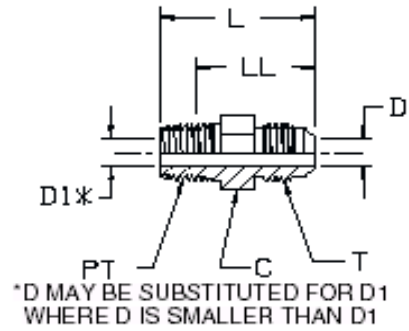
Male Connector

2404

Flare tube end / male pipe end
SAE 070102

Parker Number Information
FTX

All dimensions are in inches



TUBE FITTING PART #	TUBE O.D. (inch)	T TUBE END UN/UNF-2A	PT PORT THD NPTF	C HEX (inch)	D DRILL (inch)	D1 DRILL (inch)	L (inch)
2404-2-2	1/8	5/16-24	1/8-27	7/16	0.062	0.188	1.11
2404-3-2	3/16	3/8-24	1/8-27	7/16	0.125	0.188	1.14
2404-4-2	1/4	7/16-20	1/8-27	1/2	0.172	0.188	1.22
2404-4-4	1/4	7/16-20	1/4-18	9/16	0.172	0.281	1.42
2404-4-6	1/4	7/16-20	3/8-18	3/4	0.172	0.406	1.44
2404-4-8	1/4	7/16-20	1/2-14	7/8	0.172	0.531	1.69
2404-5-2	5/16	1/2-20	1/8-27	9/16	0.234	0.188	1.22
2404-5-4	5/16	1/2-20	1/4-18	9/16	0.234	0.281	1.42
2404-5-6	5/16	1/2-20	3/8-18	3/4	0.234	0.406	1.44
2404-6-4	3/8	9/16-18	1/4-18	5/8	0.297	0.281	1.43
2404-6-2	3/8	9/16-18	1/8-27	5/8	0.297	0.188	1.24
2404-6-6	3/8	9/16-18	3/8-18	3/4	0.297	0.406	1.44
2404-6-8	3/8	9/16-18	1/2-14	7/8	0.297	0.531	1.69
2404-6-12	3/8	9/16-18	3/4-14	1 1/8	0.297	0.719	1.75
2404-8-6	1/2	3/4-16	3/8-18	13/16	0.391	0.406	1.53
2404-8-2	1/2	3/4-16	1/8-27	1 3/16	0.391	0.188	1.34
2404-8-4	1/2	3/4-16	1/4-18	13/16	0.391	0.281	1.53
2404-8-8	1/2	3/4-16	1/2-14	7/8	0.391	0.531	1.78
2404-8-12	1/2	3/4-16	3/4-14	1 1/8	0.391	0.719	1.85
2404-8-16	1/2	3/4-16	1-11 1/2	1 3/8	0.391	0.938	2.05
2404-10-8	5/8	7/8-14	1/2-14	15/16	0.484	0.531	1.89
2404-10-6	5/8	7/8-14	3/8-18	15/16	0.484	0.406	1.70
2404-10-12	5/8	7/8-14	3/4-14	1 1/8	0.484	0.719	1.95
2404-12-12	3/4	1 1/16-12	3/4-14	1 1/8	0.609	0.719	2.06
2404-12-6	3/4	1 1/16-12	3/8-18	1 1/8	0.609	0.406	1.88
2404-12-8	3/4	1 1/16-12	1/2-14	1 1/8	0.609	0.531	2.06
2404-12-16	3/4	1 1/16-12	1-11 1/2	1 3/8	0.609	0.938	2.25
2404-12-20	3/4	1 1/16-12	1 1/4-11 1/2	1 11/16	0.609	1.25	2.36
2404-14-12	7/8	1 3/16-12	3/4-14	1 1/4	0.718	0.719	2.09
2404-16-16	1	1 5/16-12	1-11 1/2	1 3/8	0.844	0.938	2.30
2404-16-8	1	1 5/16-12	1/2-14	1 3/8	0.844	0.531	2.11
2404-16-12	1	1 5/16-12	3/4-14	1 3/8	0.844	0.719	2.11
2404-16-20	1	1 5/16-12	1 1/4-11 1/2	1 11/16	0.844	1.250	2.41
2404-16-24	1	1 5/16-12	1 1/2-11 1/2	2	0.844	1.500	2.50
2404-20-20	1 1/4	1 5/8-12	1 1/4-11 1/2	1 11/16	1.078	1.250	2.45
2404-20-16	1 1/4	1 5/8-12	1-11 1/2	1 11/16	1.078	0.938	2.42
2404-20-24	1 1/4	1 5/8-12	1 1/2-11 1/2	2	1.078	1.500	2.55
2404-24-24	1 1/2	1 7/8-12	1 1/2-11 1/2	2	1.312	1.500	2.67
2404-24-16	1 1/2	1 7/8-12	1-11 1/2	2	1.312	0.938	2.62
2404-24-20	1 1/2	1 7/8-12	1 1/4-11 1/2	2	1.312	1.250	2.66
2404-24-32	1 1/2	1 7/8-12	2-11 1/2	2 5/8	1.312	1.312	2.86
2404-32-32	2	2 1/2-12	2-11 1/2	2 5/8	1.781	1.938	3.11
2404-32-24	2	2 1/2-12	1 1/2-11 1/2	2 5/8	1.781	1.500	3.08

Female Connector

2405

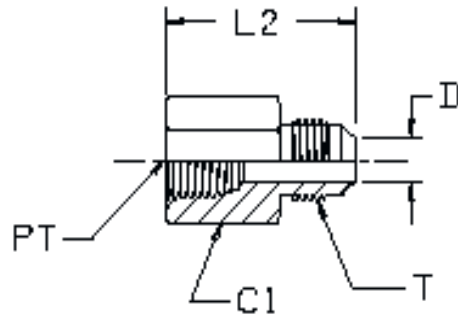
Flare tube end / female pipe end
SAE 072404

Parker Number Information

GTX - Body only

GBTX - Body with tube nut and sleeve

All dimensions are in inches



TUBE FITTING PART #	TUBE O.D. (inch)	T TUBE END UN/UNF-2A	PT PORT THD NPTF	C1 HEX (inch)	D DRILL (inch)	L2 (inch)
2405-2-2	1/8	5/16-24	1/8-27	9/16	0.062	1.13
2405-3-2	3/16	3/8-24	1/8-27	9/16	0.125	1.13
2405-4-2	1/4	7/16-20	1/8-27	9/16	0.172	1.19
2405-4-4	1/4	7/16-20	1/4-18	3/4	0.172	1.39
2405-4-6	1/4	7/16-20	3/8-18	7/8	0.172	1.44
2405-4-8	1/4	7/16-20	1/2-14	1 1/8	0.172	1.45
2405-5-2	5/16	1/2-20	1/8-27	9/16	0.234	1.17
2405-5-4	5/16	1/2-20	1/4-18	3/4	0.234	1.39
2405-6-4	3/8	9/16-18	1/4-18	3/4	0.297	1.41
2405-6-2	3/8	9/16-18	1/8-27	5/8	0.297	1.13
2405-6-6	3/8	9/16-18	3/8-18	7/8	0.297	1.47
2405-6-8	3/8	9/16-18	1/2-14	1 1/8	0.297	1.75
2405-8-6	1/2	3/4-16	3/8-18	7/8	0.391	1.56
2405-8-4	1/2	3/4-16	1/4-18	13/16	0.391	1.41
2405-8-8	1/2	3/4-16	1/2-14	1 1/8	0.391	1.79
2405-8-12	1/2	3/4-16	3/4-14	1 3/8	0.391	1.88
2405-10-8	5/8	7/8-14	1/2-14	1 1/8	0.484	1.89
2405-10-12	5/8	7/8-14	3/4-14	1 3/8	0.484	2.00
2405-12-12	3/4	1 1/16-12	3/4-14	1 3/8	0.609	2.06
2405-12-8	3/4	1 1/16-12	1/2-14	1 1/8	0.609	1.91
2405-12-16	3/4	1 1/16-12	1-11 1/2	1 5/8	0.609	2.30
2405-14-12	7/8	1 3/16-12	3/4-14	1 3/8	0.718	2.06
2405-16-16	1	1 5/16-12	1-11 1/2	1 5/8	0.844	2.34
2405-16-12	1	1 5/16-12	3/4-14	1 3/8	0.844	2.00
2405-16-20	1	1 5/16-12	1 1/4-11 1/2	2	0.844	2.43
2405-20-20	1 1/4	1 5/8-12	1 1/4-11 1/2	2	1.078	2.48
2405-20-16	1 1/4	1 5/8-12	1-11 1/2	1 3/4	1.078	2.47
2405-24-24	1 1/2	1 7/8-12	1 1/2-11 1/2	2 3/8	1.312	2.63
2405-32-32	2	2 1/2-12	2-11 1/2	2 7/8	1.781	2.97

Tube End Reducer

2406

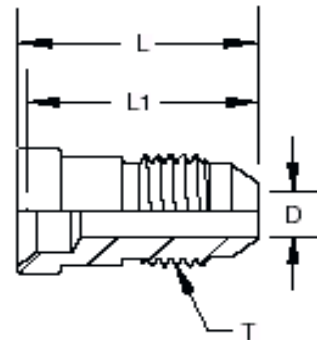
Assembles to 37° JIC FLARE end to reduce size

SAE 070123

Parker Number Information

TRTX

All dimensions are in inches



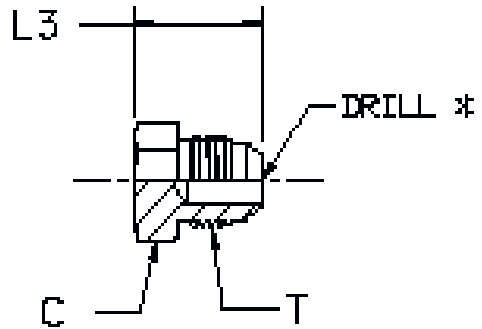
PART#	TUBE O.D. REDUCTION	TUBE END UN/UNF-2A	D DRILL	L	L1
2406-4-2	1/4 to 1/8	5/16-24	0.062	0.75	0.75
2406-6-4	3/8 to 1/4	7/16-20	0.172	0.97	0.97
2406-8-4	1/2 to 1/4	7/16-20	0.172	1.00	1.00
2406-8-6	1/2 to 3/8	9/16-18	0.297	1.00	1.00
2406-10-4	5/8 to 1/4	7/16-20	0.172	1.03	1.03
2406-10-6	5/8 to 3/8	9/16-18	0.297	1.03	1.03
2406-12-4	3/4 to 1/4	7/16-20	0.172	1.09	1.09
2406-12-6	3/4 to 3/8	9/16-18	0.297	1.09	1.09
2406-12-8	3/4 to 1/2	3/4-16	0.391	1.19	1.19
2406-14-6	7/8 to 3/8	9/16-18	0.297	1.13	1.13
2406-14-10	7/8 to 5/8	7/8-14	0.484	1.33	1.33
2406-16-4	1 to 1/4	7/16-20	0.172	1.22	1.22
2406-16-6	1 to 3/8	9/16-18	0.297	1.22	1.22
2406-16-8	1 to 1/2	3/4-16	0.391	1.27	1.26
2406-16-10	1 to 5/8	41828	0.484	1.38	1.38
2406-16-12	1 to 3/4	1 1/16-12	0.609	1.47	1.47
2406-20-12	1 1/4 to 3/4	1 1/16-12	0.609	1.53	1.53
2406-20-16	1 1/4 to 1	1 5/16-12	0.844	1.59	1.59
2406-24-8	1 1/2 to 1/2	3/4-16	0.391	1.41	1.56
2406-24-12	1 1/2 to 3/4	1 1/16-12	0.609	1.63	1.63
2406-24-16	1 1/2 to 1	1 5/16-12	0.844	1.63	1.63
2406-24-20	1 1/2 to 1 1/4	1 5/8-12	1.078	1.69	1.69
2406-32-24	2 to 1 1/2	1 7/8-12	1.312	1.91	1.91

Plug 2408

Flare tube / hose swivel plug
SAE 070109

Parker Number Information
PNTX

All dimensions are in inches



*DRILL MAY BE PRESENT DUE TO
MANUFACTURING OPTION PER SAE J514

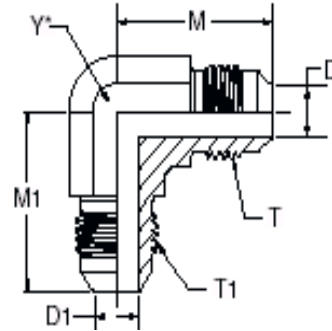
TUBE FITTING PART #	TUBE O.D. (inch)	T TUBE END UN/UNF-2A	C HEX (inch)	L3 (inch)
2408-2	1/8	5/16-24	7/16	0.70
2408-3	3/16	3/8-24	7/16	0.73
2408-4	1/4	7/16-20	1/2	0.80
2408-5	5/16	1/2-20	9/16	0.80
2408-6	3/8	9/16-18	5/8	0.84
2408-8	1/2	3/4-16	13/16	0.94
2408-10	5/8	7/8-14	15/16	1.10
2408-12	3/4	1 1/16-12	1 1/8	1.28
2408-14	7/8	1 3/16-12	1 1/4	1.31
2408-16	1	1 5/16-12	1 3/8	1.33
2408-20	1 1/4	1 5/8-12	1 11/16	1.45
2408-24	1 1/2	1 7/8-12	2	1.66
2408-32	2	2 1/2-12	2 5/8	2.05

Union Elbow 2500

Flare tube end / flare tube end
SAE 070201

Parker Number Information
ETX

All dimensions are in inches
*Y—ACROSS WRENCH FLATS



TUBE FITTING PART #	TUBE O.D. (inch)	T TUBE END UN/UNF-2A	T1 TUBE END UN/UNF-2A	D DRILL (inch)	D1 DRILL (inch)	M (inch)	M1 (inch)	Y (inch)
2500-2-2	1/8	5/16-24	5/16-24	0.062	0.062	0.78	0.78	7/16
2500-3-3	3/16	3/8-24	3/8-24	0.125	0.125	0.83	0.83	7/16
2500-4-4	1/4	7/16-20	7/16-20	0.172	0.172	0.89	0.89	7/16
2500-5-5	5/16	1/2-20	1/2-20	0.234	0.234	0.95	0.95	9/16
2500-6-6	3/8	9/16-18	9/16-18	0.297	0.297	1.06	1.06	9/16
2500-4-6	3/8 to 1/4	9/16-18	7/16-20	0.297	0.172	1.06	1.05	9/16
2500-8-8	1/2	3/4-16	3/4-16	0.391	0.391	1.25	1.25	3/4
2500-6-8	1/2 to 3/8	3/4-16	9/16-18	0.391	0.297	1.25	1.14	3/4
2500-10-10	5/8	7/8-14	7/8-14	0.484	0.484	1.45	1.45	7/8
2500-8-10	5/8 to 1/2	7/8-14	3/4-16	0.484	0.391	1.45	1.33	7/8
2500-12-12	3/4	1 1/16-12	1 1/16-12	0.609	0.609	1.66	1.66	1 1/16
2500-8-12	3/4 to 1/2	1 1/16-12	3/4-16	0.609	0.391	1.66	1.42	1 1/16
2500-10-12	3/4 to 5/8	1 1/16-12	7/8-14	0.609	0.484	1.66	1.54	1 1/16
2500-14-14	7/8	1 3/16-12	1 3/16-12	0.718	0.718	1.73	1.73	1 3/16
2500-16-16	1	1 5/16-12	1 5/16-12	0.844	0.844	1.81	1.81	1 5/16
2500-12-16	1 to 3/4	1 5/16-12	1 1/16-12	0.844	0.609	1.81	1.77	1 5/16
2500-20-20	1 1/4	1 5/8-12	1 5/8-12	1.078	1.078	2.06	2.06	1 5/8
2500-24-24	1 1/2	1 7/8-12	1 7/8-12	1.312	1.312	2.33	2.33	1 7/8
2500-32-32	2	2 1/2-12	2 1/2-12	1.781	1.781	3.06	3.06	2 1/2

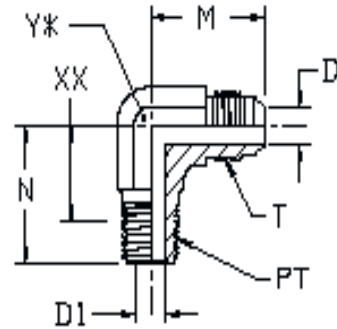
Male Elbow

2501

Flare tube end / male pipe end
SAE 070202

Parker Number Information
CTX

All dimensions are in inches
*Y — ACROSS WRENCH FLATS



TUBE FITTING PART #	TUBE O.D. (inch)	T TUBE END UN/UNF-2A	PT PORT THD NPTF	D DRILL (inch)	D1 DRILL (inch)	M (inch)	N (inch)	Y (inch)
2501-2-2	1/8	5/16-24	1/8-27	0.062	0.188	0.77	0.72	5/16
2501-3-2	3/16	3/8-24	1/8-27	0.125	0.188	0.83	0.72	3/8
2501-4-2	1/4	7/16-20	1/8-27	0.172	0.188	0.89	0.78	7/16
2501-4-4	1/4	7/16-20	1/4-18	0.172	0.281	1.05	1.09	9/16
2501-4-6	1/4	7/16-20	3/8-18	0.172	0.406	1.13	1.22	3/4
2501-4-8	1/4	7/16-20	1/2-14	0.172	0.531	1.23	1.44	7/8
2501-5-2	5/16	1/2-20	1/8-27	0.234	0.188	0.95	0.78	9/16
2501-5-4	5/16	1/2-20	1/4-18	0.234	0.281	1.05	1.09	9/16
2501-5-6	5/16	1/2-20	3/8-18	0.234	0.406	1.13	1.22	3/4
2501-6-4	3/8	9/16-18	1/4-18	0.297	0.281	1.06	1.09	9/16
2501-6-2	3/8	9/16-18	1/8-27	0.297	0.188	1.06	0.90	9/16
2501-6-6	3/8	9/16-18	3/8-18	0.297	0.406	1.14	1.22	3/4
2501-6-8	3/8	9/16-18	1/2-14	0.297	0.531	1.22	1.47	7/8
2501-6-12	3/8	9/16-18	3/4-14	0.297	0.719	1.31	1.59	1 1/16
2501-8-6	1/2	3/4-16	3/8-18	0.391	0.406	1.25	1.22	3/4
2501-8-4	1/2	3/4-16	1/4-18	0.391	0.281	1.25	1.22	3/4
2501-8-8	1/2	3/4-16	1/2-14	0.391	0.531	1.33	1.47	7/8
2501-8-12	1/2	3/4-16	3/4-14	0.391	0.719	1.42	1.59	1 1/16
2501-8-16	1/2	3/4-16	1-11 1/2	0.391	0.938	1.52	1.97	1 5/16
2501-10-8	5/8	7/8-14	1/2-14	0.484	0.531	1.45	1.47	7/8
2501-10-6	5/8	7/8-14	3/8-18	0.484	0.406	1.45	1.28	7/8
2501-10-12	5/8	7/8-14	3/4-14	0.484	0.719	1.53	1.59	1 1/16
2501-10-16	5/8	7/8-14	1-11 1/2	0.484	0.938	1.64	1.97	1 5/16
2501-12-12	3/4	1 1/16-12	3/4-14	0.609	0.719	1.66	1.59	1 1/16
2501-12-6	3/4	1 1/16-12	3/8-18	0.609	0.406	1.66	1.41	1 1/16
2501-12-8	3/4	1 1/16-12	1/2-14	0.609	0.531	1.66	1.59	1 1/16
2501-12-16	3/4	1 1/16-12	1-11 1/2	0.609	0.938	1.76	1.97	1 5/16
2501-14-12	7/8	1 3/16-12	3/4-14	0.718	0.719	1.80	1.69	1 5/16
2501-16-16	1	1 5/16-12	1-11 1/2	0.844	0.938	1.81	1.97	1 5/16
2501-16-8	1	1 5/16-12	1/2-14	0.844	0.531	1.81	1.66	1 5/16
2501-16-12	1	1 5/16-12	3/4-14	0.844	0.719	1.81	1.78	1 5/16
2501-16-20	1	1 5/16-12	1 1/4-11 1/2	0.844	1.250	2.13	2.38	1 5/8
2501-20-20	1 1/4	1 5/8-12	1 1/4-11 1/2	1.078	1.250	2.06	2.38	1 5/8
2501-20-16	1 1/4	1 5/8-12	1-11 1/2	1.078	0.938	2.06	2.06	1 5/8
2501-20-24	1 1/4	1 5/8-12	1 1/2-11 1/2	1.078	1.500	2.20	2.64	1 7/8
2501-24-24	1 1/2	1 7/8-12	1 1/2-11 1/2	1.312	1.500	2.33	2.64	1 7/8
2501-24-20	1 1/2	1 7/8-12	1 1/4-11 1/2	1.312	1.250	2.33	2.25	1 7/8
2501-24-32	1 1/2	1 7/8-12	2-11 1/2	1.312	1.938	2.81	3.00	2 1/2
2501-32-32	2	2 1/2-12	2-11 1/2	1.781	1.938	3.06	3.00	2 1/2
2501-32-24	2	2 1/2-12	1 1/2-11 1/2	1.781	1.500	3.06	2.97	2 1/2
2501-40-40	2 1/2	3-12	2 1/2-8	2.281	2.312	2.86	3.57	3 1/4

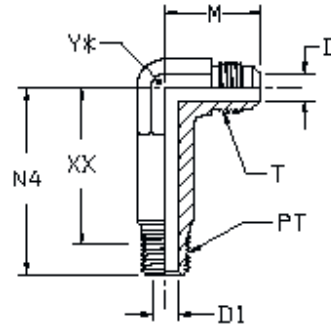
Extra Long Male Elbow

2501LL

Flare tube end / extra long male pipe end
SAE 071602

Parker Number Information
CCCTX

All dimensions are in inches
*Y — ACROSS WRENCH FLATS



TUBE FITTING PART #	TUBE O.D. (inch)	T TUBE END UN/UNF-2A	PT PORT THD NPTF	D DRILL (inch)	D1 DRILL (inch)	M (inch)	N4 (inch)	Y (inch)
2501LL-4-2	1/4	7/16-20	1/8-27	0.172	0.188	0.89	1.56	7/16
2501LL-4-4	1/4	7/16-20	1/4-18	0.172	0.281	1.05	2.03	9/16
2501LL-5-2	5/16	1/2-20	1/8-27	0.234	0.188	0.97	1.63	9/16
2501LL-6-4	3/8	9/16-18	1/4-18	0.297	0.281	1.06	2.07	9/16
2501LL-6-6	3/8	9/16-18	3/8-18	0.297	0.406	1.14	2.34	3/4
2501LL-8-6	1/2	3/4-16	3/8-18	0.391	0.406	1.25	2.34	3/4
2501LL-8-8	1/2	3/4-16	1/2-14	0.391	0.531	1.34	2.84	7/8
2501LL-10-8	5/8	7/8-14	1/2-14	0.484	0.531	1.45	2.84	7/8
2501LL-12-12	3/4	1 1/16-12	3/4-14	0.609	0.719	1.66	3.22	1 1/16
2501LL-16-16	1	1 5/16-12	1-11 1/2	0.844	0.938	1.81	3.97	1 5/16
2501LL-20-20	1 1/4	1 5/8-12	1 1/4-11 1/2	1.078	1.250	2.06	4.94	1 5/8

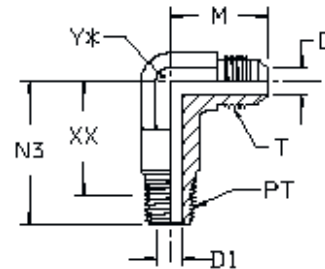
Long Male Elbow

2501L

Flare tube end / long male pipe end
SAE 071502

Parker Number Information
CCTX

All dimensions are in inches
*Y — ACROSS WRENCH FLATS



TUBE FITTING PART #	TUBE O.D. (inch)	T TUBE END UN/UNF-2A	PT PORT THD NPTF	D DRILL (inch)	D1 DRILL (inch)	M (inch)	N3 (inch)	Y (inch)
2501L-4-2	1/4	7/16-20	1/8-27	0.172	0.188	0.89	1.19	7/16
2501L-4-4	1/4	7/16-20	1/4-18	0.172	0.281	1.05	1.44	9/16
2501L-5-2	5/16	1/2-20	1/8-27	0.234	0.188	0.95	1.17	9/16
2501L-6-4	3/8	9/16-18	1/4-18	0.297	0.281	1.06	1.56	9/16
2501L-6-6	3/8	9/16-18	3/8-18	0.297	0.406	1.14	1.81	3/4
2501L-8-6	1/2	3/4-16	3/8-18	0.391	0.406	1.25	1.78	3/4
2501L-8-8	1/2	3/4-12	1/2-14	0.391	0.531	1.34	2.16	7/8
2501L-8-12	1/2	3/4-12	3/4-14	0.391	0.719	1.42	2.44	1 1/16
2501L-10-8	5/8	7/8-14	1/2-14	0.484	0.531	1.45	2.16	7/8
2501L-12-12	3/4	1 1/16-12	3/4-14	0.609	0.719	1.66	2.41	1 1/16
2501L-14-14	7/8	1 3/16-12	3/4-14	0.718	0.719	1.80	2.59	1 5/16
2501L-16-16	1	1 5/16-12	1-11 1/2	0.844	0.938	1.81	2.97	1 5/16
2501L-20-20	1 1/4	1 5/8-12	1 1/4-11 1/2	1.078	1.250	2.06	3.66	1 5/8

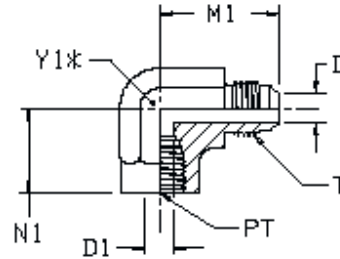
Female Elbow

2502

Flare tube end / female pipe end
SAE 070203

Parker Number Information
DTX

All dimensions are in inches
*Y1 —ACROSS WRENCH FLATS



TUBE FITTING PART #	TUBE O.D. (inch)	T TUBE END UN/UNF-2A	PT PORT THD NPTF	D DRILL (inch)	D1 DRILL REF (inch)	M1 (inch)	N1 (inch)	Y1 (inch)
2502-4-2	1/4	7/16-20	1/8-27	0.172	0.328	1.08	0.66	9/16
2502-4-4	1/4	7/16-20	1/4-18	0.172	0.422	1.22	0.88	3/4
2502-5-2	5/16	1/2-20	1/8-27	0.234	0.328	1.08	0.66	9/16
2502-5-4	5/16	1/2-20	1/4-18	0.234	0.422	1.13	0.88	3/4
2502-6-4	3/8	9/16-18	1/4-18	0.297	0.422	1.23	0.88	3/4
2502-6-2	3/8	9/16-18	1/8-27	0.297	0.328	1.23	0.67	9/16
2502-6-6	3/8	9/16-18	3/8-18	0.297	0.563	1.31	1.02	7/8
2502-8-6	1/2	3/4-16	3/8-18	0.391	0.563	1.42	1.02	7/8
2502-8-4	1/2	3/4-16	1/4-18	0.391	0.422	1.42	1.01	3/4
2502-8-8	1/2	3/4-16	1/2-14	0.391	0.688	1.52	1.23	1 1/16
2502-10-8	5/8	7/8-14	1/2-14	0.484	0.688	1.64	1.23	1 1/16
2502-12-12	3/4	1 1/16-12	3/4-14	0.609	0.891	1.89	1.36	1 5/16
2502-12-8	3/4	1 1/16-12	1/2-14	0.609	0.688	1.89	1.35	1 1/16
2502-14-12	7/8	1 3/16-12	3/4-14	0.718	0.891	1.86	1.42	1 5/16
2502-16-16	1	1 5/16-12	1-11 1/2	0.844	1.125	2.17	1.63	1 5/8
2502-20-20	1 1/4	1 5/8-12	1 1/4-11 1/2	1.078	1.469	2.33	1.70	1 7/8
2502-24-24	1 1/2	1 7/8-12	1 1/2-11 1/2	1.312	1.703	2.89	2.08	2 1/2

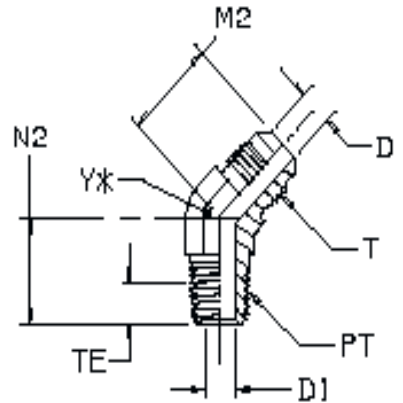
45° Male Elbow

2503

Flare tube end / male pipe end
SAE 070302

Parker Number Information
VTX

All dimensions are in inches
*Y — ACROSS WRENCH FLATS

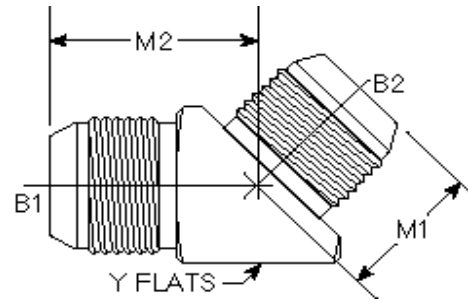


TUBE FITTING PART #	TUBE O.D. (inch)	T TUBE END UN/UNF-2A	PT PORT THD NPTF	D DRILL (inch)	D1 DRILL (inch)	M2 (inch)	N2 (inch)	TE (inch)	Y (inch)
2503-2-2	1/8	5/16-24	1/8-27	0.062	0.188	0.69	0.53	0.24	7/16
2503-3-2	3/16	3/8-24	1/8-27	0.125	0.188	0.69	0.53	0.24	7/16
2503-4-2	1/4	7/16-20	1/8-27	0.172	0.188	0.72	0.64	0.24	7/16
2503-4-4	1/4	7/16-20	1/4-18	0.172	0.281	0.82	0.86	0.34	9/16
2503-4-6	1/4	7/16-20	3/8-18	0.172	0.406	0.92	0.95	0.46	3/4
2503-5-2	5/16	1/2-20	1/8-27	0.234	0.188	0.77	0.64	0.24	9/16
2503-5-4	5/16	1/2-20	1/4-18	0.234	0.281	0.82	0.86	0.34	9/16
2503-6-4	3/8	9/16-18	1/4-18	0.297	0.281	0.83	0.86	0.34	9/16
2503-6-2	3/8	9/16-18	1/8-27	0.297	0.188	0.83	0.67	0.24	9/16
2503-6-6	3/8	9/16-18	3/8-18	0.297	0.406	0.87	0.95	0.35	3/4
2503-6-8	3/8	9/16-18	1/2-14	0.297	0.531	1.06	1.17	0.46	7/8
2503-8-6	1/2	3/4-16	3/8-18	0.391	0.406	0.98	0.95	0.35	3/4
2503-8-4	1/2	3/4-16	1/4-18	0.391	0.281	0.98	0.95	0.34	3/4
2503-8-8	1/2	3/4-16	1/2-14	0.391	0.531	0.99	1.17	0.46	7/8
2503-8-12	1/2	3/4-16	3/4-14	0.391	0.719	1.04	1.20	0.48	1 1/16
2503-10-8	5/8	7/8-14	1/2-14	0.484	0.531	1.11	1.17	0.46	7/8
2503-10-6	5/8	7/8-14	3/8-18	0.484	0.406	1.11	0.98	0.35	7/8
2503-10-12	5/8	7/8-14	3/4-14	0.484	0.719	1.28	1.20	0.48	1 1/16
2503-12-12	3/4	1 1/16-12	3/4-14	0.609	0.719	1.28	1.20	0.48	1 1/16
2503-12-8	3/4	1 1/16-12	1/2-14	0.609	0.531	1.28	1.20	0.46	1 1/16
2503-12-16	3/4	1 1/16-12	1-11 1/2	0.609	0.938	1.42	1.48	0.57	1 5/16
2503-14-12	7/8	1 3/16-12	3/4-14	0.718	0.719	1.39	1.27	0.48	1 5/16
2503-16-16	1	1 5/16-12	1-11 1/2	0.844	0.938	1.47	1.48	0.57	1 5/16
2503-16-12	1	1 5/16-12	3/4-14	0.844	0.719	1.47	1.29	0.48	1 5/16
2503-16-20	1	1 5/16-12	1 1/4-11 1/2	0.844	1.250	1.59	1.67	0.59	1 5/8
2503-20-20	1 1/4	1 5/8-12	1 1/4-11 1/2	1.078	1.250	1.59	1.67	0.59	1 5/8
2503-20-16	1 1/4	1 5/8-12	1-11 1/2	1.078	0.938	1.59	1.63	0.57	1 5/8
2503-24-24	1 1/2	1 7/8-12	1 1/2-11 1/2	1.312	1.500	1.78	1.77	0.59	1 7/8
2503-32-32	2	2 1/2-12	2-11 1/2	1.781	1.938	2.22	2.11	0.61	2 1/2

45° Male Elbow

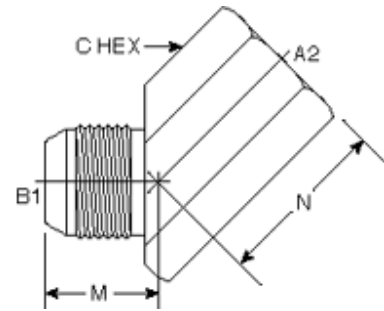
2504

Flare tube end / Flare tube end



PART #	TUBE O.D.	B1 SAE 37	B2 SAE 37	M1 LGTH	M.M.	M2 LGT	M.M.	Y FLATS	Y FLATS	M.M.
2504-04-04	1/4	7/16-20	7/16-20	0.720	18.29	0.720	18.29	1/2	0.500	12.70
2504-06-04	3/8	9/16-18	7/16-20	0.820	20.83	0.830	21.08	5/8	0.625	15.88
2504-06-06	3/8	9/16-18	9/16-18	0.830	21.08	0.830	21.08	5/8	0.625	15.88
2504-08-08	1/2	3/4-16	3/4-16	0.980	24.89	0.980	24.89	13/16	0.812	20.62
2504-10-10	5/8	7/8-14	7/8-14	1.110	28.19	1.110	28.19	15/16	0.937	23.80
2504-12-12	3/4	1 1/16-12	1 1/16-12	1.280	32.51	1.280	32.51	1 1/8	1.125	28.58
2504-16-16	1	1 1/16-12	1 1/16-12	1.510	38.35	1.510	38.35	1 3/8	1.375	34.93

MJ-FP 45° 2505



PART #	TUBE O.D.	B1 SAE 37	A2 NPTF	M LGTH	M.M.	N LGTH	M.M.	C HEX	C HEX	M.M.
2505-04-04	1/4	7/16-20	1/4-18	0.870	22.10	0.610	15.49	3/4	0.750	19.05
2505-06-04	3/8	9/16-18	1/4-18	0.740	18.80	1.120	28.45	3/4	0.750	19.05
2505-06-06	3/8	9/16-18	3/8-18	1.050	26.67	0.790	20.07	7/8	0.875	22.23
2505-08-06	1/2	3/4-16	3/8-18	0.940	23.88	1.200	30.48	7/8	0.875	22.23
2505-08-08	1/2	1/2-14	1/2-14	0.960	24.38	1.220	30.99	1 1/8	1.125	28.58
2505-10-08	5/8	7/8-14	1/2-14	0.960	24.38	1.410	35.81	1 1/8	1.125	28.58
2505-12-12	3/4	1 1/16-12	3/4-14	1.030	26.16	1.530	38.86	1 3/16	1.188	30.16
2505-16-16	1	1 5/16-12	1-11 1/2	1.110	28.19	1.700	43.18	1 5/8	1.625	41.28

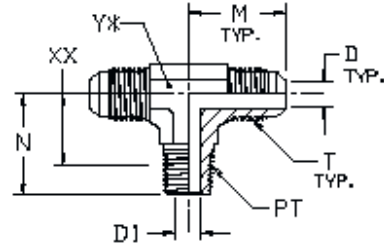
Male Branch Tee

2601

Flare tube ends / male pipe end
SAE 070425

Parker Number Information
STX

All dimensions are in inches
*Y — ACROSS WRENCH FLATS



TUBE FITTING PART #	TUBE O.D. (inch)	T TUBE END UN/UNF-2A	PT PORT THD NPTF	D DRILL (inch)	D1 DRILL (inch)	M (inch)	N (inch)	Y (inch)
2601-3-3-2	3/16	3/8-24	1/8-27	0.125	0.188	0.83	0.72	7/16
2601-4-4-2	1/4	7/16-20	1/8-27	0.172	0.188	0.89	0.78	7/16
2601-4-4-4	1/4	7/16-20	1/4-18	0.172	0.281	1.05	1.09	9/16
2601-4-4-6	1/4	7/16-20	3/8-18	0.172	0.406	1.13	1.22	3/4
2601-5-5-2	5/16	1/2-20	1/8-27	0.234	0.188	0.95	0.78	9/16
2601-5-5-4	5/16	1/2-20	1/4-18	0.234	0.281	1.05	1.09	9/16
2601-6-6-4	3/8	9/16-18	1/4-18	0.297	0.281	1.06	1.09	9/16
2601-6-6-6	3/8	9/16-18	3/8-18	0.297	0.406	1.14	1.22	3/4
2601-8-8-6	1/2	3/4-16	3/8-18	0.391	0.406	1.25	1.22	3/4
2601-8-8-8	1/2	3/4-16	1/2-14	0.391	0.531	1.34	1.47	7/8
2601-10-10-8	5/8	7/8-14	1/2-14	0.484	0.531	1.45	1.47	7/8
2601-12-12-12	3/4	1 1/16-12	3/4-14	0.609	0.719	1.66	1.59	1 1/16
2601-14-14-12	7/8	1 3/16-12	3/4-14	0.718	0.719	1.80	1.69	1 5/16
2601-16-16-16	1	1 5/16-12	1-11 1/2	0.844	0.938	1.81	1.97	1 5/16
2601-20-20-20	1 1/4	1 5/8-12	1 1/4-11 1/2	1.078	1.250	2.06	2.38	1 5/8
2601-24-24-24	1 1/2	1 7/8-12	1 1/2-11 1/2	1.312	1.500	1.33	2.64	1 7/8

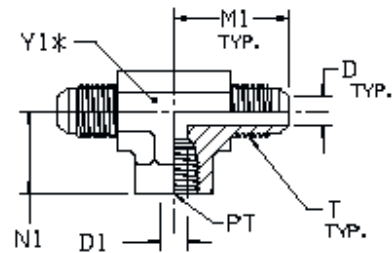
Female Branch Tee

2602

Flare tube end / female pipe end
SAE 070427

Parker Number Information
OTX

All dimensions are in inches
*Y1 — ACROSS WRENCH FLATS



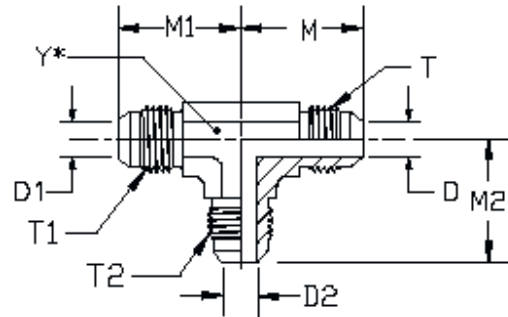
TUBE FITTING PART #	TUBE O.D. (inch)	T TUBE END UN/UNF-2A	PT PORT THD NPTF	D DRILL (inch)	D1 DRILL REF (inch)	M1 (inch)	N1 (inch)	Y1 (inch)
2602-4-4-2	1/4	7/16-20	1/8-27	0.172	0.328	1.08	0.66	9/16
2602-4-4-4	1/4	7/16-20	1/4-18	0.172	0.422	1.13	0.88	3/4
2602-5-5-2	5/16	1/2-20	1/8-27	0.234	0.328	1.08	0.66	9/16
2602-6-6-4	3/8	9/16-18	1/4-18	0.297	0.422	1.24	0.88	3/4
2602-6-6-6	3/8	9/16-18	3/8-18	0.297	0.563	1.23	1.02	7/8
2602-8-8-6	1/2	3/4-16	3/8-18	0.391	0.563	1.42	1.02	7/8
2602-8-8-8	1/2	3/4-16	1/2-14	0.391	0.688	1.42	1.23	1 1/16
2602-10-10-8	5/8	7/8-14	1/2-14	0.484	0.688	1.64	1.24	1 1/16
2602-12-12-12	3/4	1 1/16-12	3/4-14	0.609	0.891	1.89	1.36	1 5/16
2602-14-14-12	7/8	1 3/16-12	3/4-14	0.718	0.891	1.86	1.42	1 5/16
2602-16-16-16	1	1 5/16-12	1-11 1/2	0.844	1.125	2.17	1.63	1 5/8
2602-20-20-20	1 1/4	1 5/8-12	1 1/4-11 1/2	1.078	1.469	2.33	1.70	1 7/8
2602-24-24-24	1 1/2	1 7/8-12	1 1/2-11 1/2	1.312	1.703	2.89	2.08	2 1/2

Union Tee 2603

Flare tube end (all three ends)
SAE 070401

Parker Number Information
JTX

All dimensions are in inches
*Y—ACROSS WRENCH FLATS



TUBE FITTING PART #	TUBE O.D. (inch)	T TUBE END UN/UNF-2A	T1 TUBE END UN/UNF-2A	T2 TUBE END UN/UNF-2A	D DRILL (inch)	D1 DRILL (inch)	D2 DRILL (inch)	M (inch)	M1 (inch)	M2 (inch)	Y (inch)
2603-2-2-2	1/8	5/16-24	5/16-24	5/16-24	0.062	0.062	0.062	0.78	0.78	0.78	5/16
2603-3-3-3	3/16	3/8-24	3/8-24	3/8-24	0.125	0.125	0.125	0.83	0.83	0.83	7/16
2603-4-4-4	1/4	7/16-20	7/16-20	7/16-20	0.172	0.172	0.172	0.89	0.89	0.89	7/16
2603-3-3-4	1/4 to 3/16	7/16-20	7/16-20	3/8-24	0.172	0.172	0.125	0.89	0.89	0.81	7/16
2603-5-5-5	5/16	1/2-20	1/2-20	1/2-20	0.234	0.234	0.234	0.95	0.95	0.95	9/16
2603-6-6-6	3/8	9/16-18	9/16-18	9/16-18	0.297	0.297	0.297	1.06	1.06	1.06	9/16
2603-8-8-8	1/2	3/4-16	3/4-16	3/4-16	0.391	0.391	0.391	1.25	1.25	1.25	3/4
2603-10-10-10	5/8	7/8-14	7/8-14	7/8-14	0.484	0.484	0.484	1.45	1.45	1.45	7/8
2603-12-12-12	3/4	1 1/16-12	1 1/16-12	1 1/16-12	0.609	0.609	0.609	1.66	1.66	1.66	1 1/16
2603-12-12-8	3/4 to 1/2	1 1/16-12	1 1/16-12	3/4-16	0.609	0.609	0.391	1.66	1.66	1.42	1 1/16
2603-12-16-12	1 to 3/4	1 1/16-12	1 1/16-12	1 1/16-12	0.609	0.844	0.609	1.77	1.81	1.77	1 5/16
2603-14-14-14	7/8	1 3/16-12	1 3/16-12	1 3/16-12	0.718	0.718	0.718	1.73	1.73	1.73	1 5/16
2603-16-16-16	1	1 5/16-12	1 5/16-12	1 5/16-12	0.844	0.844	0.844	1.81	1.81	1.81	1 5/16
2603-20-20-20	1 1/4	1 5/8-12	1 5/8-12	1 5/8-12	1.078	1.078	1.078	2.06	2.06	2.06	1 5/8
2603-24-24-24	1 1/2	1 7/8-12	1 7/8-12	1 7/8-12	1.312	1.312	1.312	2.33	2.33	2.33	1 7/8
2603-24-16-16	1 1/2 to 1	1 7/8-12	1 5/16-12	1 5/16-12	1.312	0.844	0.844	2.33	2.16	2.16	1 7/8
2603-32-32-32	2	2 1/2-12	2 1/2-12	2 1/2-12	1.781	1.781	1.781	3.06	3.06	3.06	2 1/2

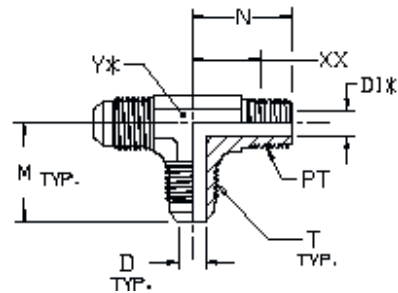
Male Run Tee 2605

Flare tube ends / male pipe end
SAE 070424

Parker Number Information
RTX

All dimensions are in inches
*Y — ACROSS WRENCH FLATS

D1* DRILL MAY BE PRESENT DUE TO
MANUFACTURING OPTION PER SAE J514



TUBE FITTING PART #	TUBE O.D. (inch)	T TUBE END UN/UNF-2A	PT PORT THD NPTF	D DRILL (inch)	D1 DRILL (inch)	M (inch)	N (inch)	Y (inch)
2605-3-2-3	3/16	3/8-24	1/8-27	0.125	0.188	0.83	0.72	7/16
2605-4-2-4	1/4	7/16-20	1/8-27	0.172	0.188	0.89	0.78	7/16
2605-4-4-4	1/4	7/16-20	1/4-18	0.172	0.281	1.05	1.09	9/16
2605-5-2-5	5/16	1/2-20	1/8-27	0.234	0.188	0.97	0.81	9/16
2605-5-4-5	5/16	1/2-20	1/4-18	0.234	0.281	1.05	1.09	9/16
2605-6-4-6	3/8	9/16-18	1/4-18	0.297	0.281	1.06	1.09	9/16
2605-6-6-6	3/8	9/16-18	3/8-18	0.297	0.406	1.14	1.22	3/4
2605-8-6-8	1/2	3/4-16	3/8-18	0.391	0.406	1.25	1.22	3/4
2605-8-8-8	1/2	3/4-16	1/2-14	0.391	0.531	1.34	1.47	7/8
2605-10-8-10	5/8	7/8-14	1/2-14	0.484	0.531	1.45	1.47	7/8
2605-12-12-12	3/4	1 1/16-12	3/4-14	0.609	0.719	1.66	1.59	1 1/16
2605-12-8-12	3/4	1 1/16-12	1/2-14	0.609	0.531	1.66	1.59	1 1/16
2605-14-14-14	7/8	1 3/16-12	3/4-14	0.718	0.719	1.80	1.69	1 5/16
2605-16-16-16	1	1 5/16-12	1-11 1/2	0.844	0.938	1.81	1.97	1 5/16
2605-20-20-20	1 1/4	1 5/8-12	1 1/4-11 1/2	1.078	1.250	2.06	2.38	1 5/8
2605-24-24-24	1 1/2	1 7/8-12	1 1/2-11 1/2	1.312	1.500	2.33	2.64	1 7/8

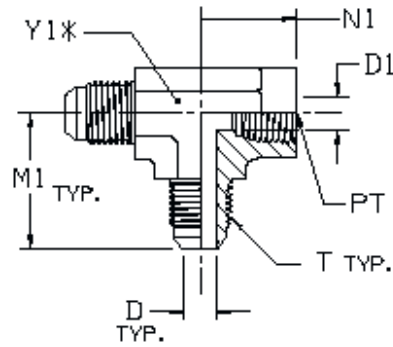
Female Run Tee

2606

Flare tube ends / female pipe end
SAE 070426

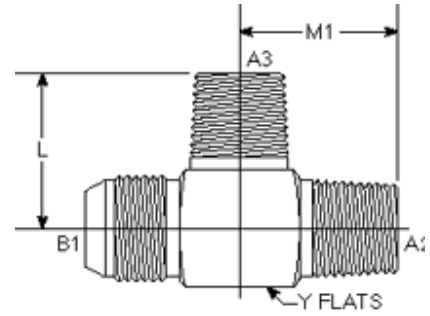
Parker Number Information
MTX

All dimensions are in inches
*Y1 —ACROSS WRENCH FLATS



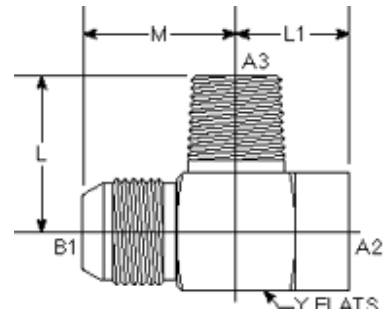
TUBE FITTING PART #	TUBE O.D. (inch)	T TUBE END UN/UNF-2A	PT PORT THD NPTF	D DRILL (inch)	D1 DRILL REF (inch)	M1 (inch)	N1 (inch)	Y1 (inch)
2606-4-4-4	1/4	7/16-20	1/4-18	0.172	0.422	1.13	0.88	3/4
2606-6-4-6	3/8	9/16-18	1/4-18	0.297	0.422	1.24	0.88	3/4
2606-8-6-8	1/2	3/4-16	3/8-18	0.391	0.563	1.42	1.02	7/8
2606-8-8-8	1/2	3/4-16	1/2-14	0.391	0.688	1.42	1.23	1 1/16
2606-10-8-10	5/8	7/8-14	1/2-14	0.484	0.688	1.64	1.24	1 1/16
2606-12-12-12	3/4	1 1/16-12	3/4-14	0.609	0.891	1.89	1.36	1 5/16
2606-14-12-14	7/8	1 3/16-12	3/4-14	0.718	0.891	1.86	1.42	1 5/16
2606-16-16-16	1	1 5/16-12	1-11 1/2	0.844	1.125	2.17	1.63	1 5/8
2606-20-20-20	1 1/4	1 5/8-12	1 1/4-11 1/2	1.078	1.469	2.33	1.70	1 7/8
2606-24-24-24	1 1/2	1 7/8-12	1 1/2-11 1/2	1.312	1.703	2.89	2.08	2 1/2

MJ-MP-MP TEE 2607



Part #	TUBE O.D.	B1 SAE 37	A2 NPTF	A3 NPTF	L LGTH	M.M.	M1 LGTH	M.M.	Y FLATS	Y FLATS	M.M.
2607-04-02-02	1/4	7/16-20	1/8-27	1/8-27	0.760	19.30	0.875	22.23	1/2	0.500	12.70
2607-06-04-04	3/8	9/16-18	1/4-18	1/4-18	1.080	27.43	1.060	26.92	5/8	0.625	15.88
2607-06-06-06	3/8	9/16-18	3/8-18	3/8-18	1.220	30.99	1.220	30.99	13/16	0.812	20.62
2607-08-06-06	1/2	3/4-16	3/8-18	3/8-18	1.200	30.48	1.250	31.75	13/16	0.812	20.62
2607-08-08-08	1/2	3/4-16	1/2-14	1/2-14	1.450	36.83	1.320	33.53	15/16	0.937	23.80
2607-10-08-06-SS	5/8	7/8-14	1/2-14	3/8-18	0.775	19.68	0.800	20.32	7/8	0.875	22.22
2607-10-08-08	5/8	7/8-14	1/2-14	1/2-14	1.480	37.59	1.450	36.83	5/16	0.937	23.80
2607-12-12-12	3/4	1 1/16-12	3/4-14	3/4-14	1.600	40.64	1.650	41.91	1 1/8	1.125	28.58
2607-16-16-16	1	1 5/16-12	1-11 1/2	1-11 1/2	1.970	50.04	1.820	46.23	1 3/8	1.375	34.93
2607-20-20-20	1 1/4	1 5/8-12	1 1/4-11 1/2	1 1/4-11 1/2	2.375	60.33	2.062	52.37	2	2.000	50.80
2607-20-20-20-FG	1 1/4	1 5/8-12	1 1/4-11 1/2	1 1/4-11 1/2	2.375	60.33	2.062	52.37	2	2.000	50.80

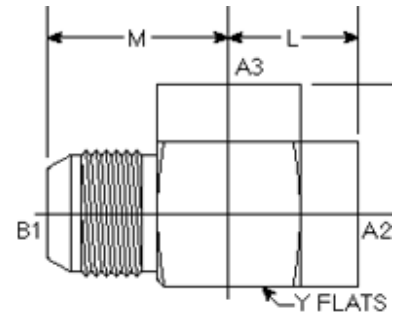
MJ-FP-MP TEE 2608



Part #	TUBE O.D.	B1 SAE 37	A2 NPTF	A3 NPTF	L LGTH	M.M.	L1 LGTH	M.M.	M LGTH	M.M.	Y FLATS	Y FLATS	M.M.
2608-04-02-02	1/4	7/16-20	1/8-27	1/8-27	0.850	21.59	0.650	16.51	1.080	27.43	11/16	0.687	17.45
2608-06-04-04	3/8	9/16-18	1/4-18	1/4-18	1.150	29.21	0.875	22.22	1.140	28.96	3/4	0.750	19.05
2608-08-06-06	1/2	3/4-16	3/8-18	3/8-18	1.310	33.27	1.020	25.91	1.430	36.32	1	1.000	25.40
2608-10-08-08	5/8	7/8-14	1/2-14	1/2-14	1.470	37.34	1.230	31.24	1.630	41.40	1 1/8	1.125	28.58
2608-12-12-12	3/4	1 1/16-12	3/4-14	3/4-14	1.730	43.94	1.360	34.54	1.790	45.47	1 3/8	1.375	34.93

MJ-FP-FP TEE

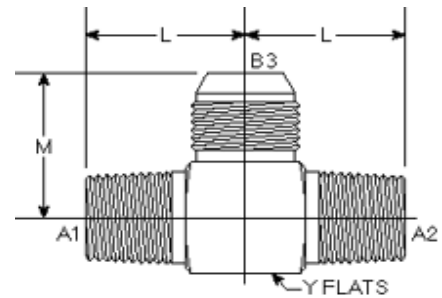
2609



Part #	TUBE O.D.	B1 SAE 37	A2 NPTF	A3 NPTF	L LGTH	M.M.	M LGTH	M.M.	Y FLATS	Y FLATS	M.M.
2609-04-02-02	1/4	7/16-20	1/8-27	1/8-27	0.640	16.26	1.080	27.43	5/8	0.625	15.88
2609-05-04-04	5/16	1/2-20	1/4-18	1/4-18	0.510	12.95	1.135	28.83	3/4	0.750	19.05
2609-06-04-04	3/8	9/16-18	1/4-18	1/4-18	0.870	22.10	1.100	27.94	3/4	0.750	19.05
2609-08-06-06	1/2	3/4-16	3/8-18	3/8-18	1.010	25.65	1.420	36.07	3/4	0.750	19.05
2609-10-08-08	5/8	7/8-14	1/2-14	1/2-14	1.230	31.24	1.630	41.40	1 1/8	1.125	28.58
2609-12-12-12	3/4	1 1/16-12	3/4-14	3/4-14	1.370	34.80	1.780	45.21	1 3/8	1.375	34.93
2609-16-16-16	1	1 5/16-12	1-11 1/2	1-11 1/2	1.590	40.39	2.200	55.88	1 5/8	1.625	41.30

MP-MP-MJ TEE

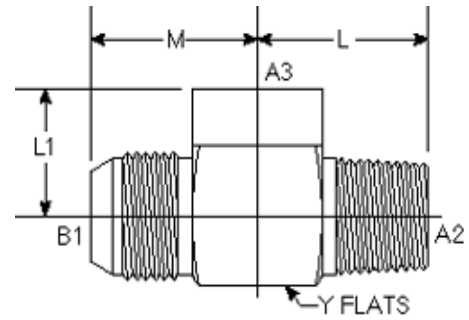
2610



Part#	TUBE O.D.	A1 NPTF	A2 NPTF	B3 SAE 37	L LGTH	M.M.	M LGTH	M.M.	Y FLATS	Y FLATS	M.M.
2610-04-04-04	1/4	1/4-18	1/4-18	7/16-20	1.090	27.69	0.940	23.88	5/8	0.625	15.88
2610-04-04-06	1/4	1/4-18	1/4-18	9/16-18	1.100	27.94	1.040	26.42	5/8	0.625	15.88
2610-06-06-06	3/8	3/8-18	3/8-18	9/16-18	1.210	30.73	1.150	29.21	13/16	0.812	20.62
2610-06-06-08	3/8	3/8-18	3/8-18	3/4-16	1.210	30.73	1.250	31.75	13/16	0.812	20.62
2610-08-08-08	1/2	3/4-16	1/2-14	1/2-14	1.470	37.34	1.320	33.53	15/16	0.937	23.82
2610-08-08-10	1/2	1/2-14	1/2-14	7/8-14	1.470	37.34	1.450	36.83	15/16	0.937	23.80
2610-12-12-12	3/4	3/4-14	3/4-14	1 1/16-12	1.590	40.39	1.650	41.91	1 1/8	1.125	28.58
2610-12-12-16	3/4	3/4-14	3/4-14	1-11 1/2	1.720	43.69	1.810	45.97	1 3/8	1.375	34.93
2610-16-16-16	1	1 5/16-12	1-11-1/2	1-11 1/2	1.980	50.29	1.810	45.97	1 3/8	1.375	34.93

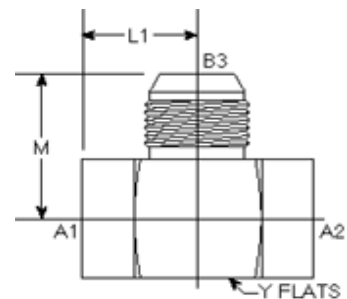
37° JIC Fittings

MJ-MP-FP TEE 2611



Part #	TUBE O.D.	B1 SAE 37	A2 NPTF	A3 NPTF	L LGTH	M.M.	L1 LGTH	M.M.	M LGTH	M.M.	Y FLATS	M.M.
2611-04-02-02	1/4	7/16-20	1/8-27	1/8-27	0.830	22.35	0.660	16.76	0.940	23.88	5/8	15.88
2611-04-04-02	1/4	7/16-20	1/4-18	1/8-27	1.030	26.16	0.660	16.76	0.940	23.88	5/8	15.88
2611-04-04-04	1/4	7/16-20	1/4-18	1/4-18	1.090	27.68	0.880	22.35	1.000	25.40	3/4	19.05
2611-04-08-06	1/4	7/16-20	1/2-14	3/8-18	1.460	37.08	1.010	25.65	1.090	27.69	7/8	22.23
2611-06-04-04	3/8	9/16-18	1/4-18	1/4-18	1.160	29.46	0.880	22.35	1.120	28.45	3/4	19.05
2611-06-06-06	3/8	9/16-18	3/8-18	3/8-18	1.260	32.00	1.010	25.65	1.190	30.23	7/8	22.23
2611-08-06-06	1/2	3/4-16	3/8-18	3/8-18	1.240	31.50	1.020	25.91	1.270	32.26	7/8	22.23
2611-08-08-08	1/2	3/4-16	1/2-14	1/2-14	1.460	37.08	1.230	31.24	1.400	35.56	1 1/8	28.58
2611-10-08-08	5/8	7/8-14	1/2-14	1/2-14	1.500	38.10	1.230	31.24	1.480	37.59	1 1/16	26.98
2611-12-12-12	3/4	1 1/16-12	3/4-14	3/4-14	1.600	40.64	1.360	34.54	1.890	48.01	1 3/8	34.93
2611-16-16-16	1	1 5/16-12	1-11 1/2	1-11 1/2	2.090	53.09	1.630	41.40	2.080	52.83	1 5/8	41.28
2611-20-20-20	1 1/4	1 5/8-12	1 1/4-11 1/2	1 1/4-11 1/2	2.480	62.70	1.700	43.25	2.475	62.70	2	50.80

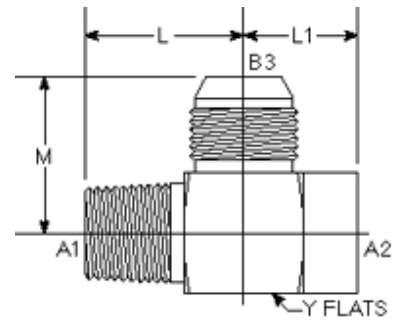
FP-FP-MJ TEE 2606



Part #	TUBE O.D.	A1 NPTF	A2 NPTF	B3 SAE 37	L1 LGTH	M.M.	M LGTH	M.M.	Y FLATS	Y FLATS	M.M.
2612-02-02-04	1/4	1/8-27	1/8-27	7/16-20	0.660	16.76	1.080	27.43	5/8	0.625	15.27
2612-04-04-06	3/8	1/4-18	1/4-18	3/8-18	0.880	22.35	1.230	31.24	3/4	0.750	19.05
2612-06-06-08	3/8	3/8-18	3/8-18	3/4-16	1.020	25.91	1.420	36.07	7/8	0.875	22.23
2612-08-08-08	1/2	1/2-14	1/2-14	3/4-16	1.300	33.02	1.410	35.81	7/8	0.875	22.23
2612-08-08-10	1/2	1/2-14	1/2-14	7/8-14	1.650	41.91	1.240	31.50	1 1/8	1.125	28.58
2612-12-12-12	3/4	3/4-14	3/4-14	1 1/16-12	1.890	48.01	1.360	34.54	1 3/8	1.375	34.93
2612-16-16-16	-	-	-	-	-	-	-	-	-	-	-

MP-FP-MJ TEE

2606



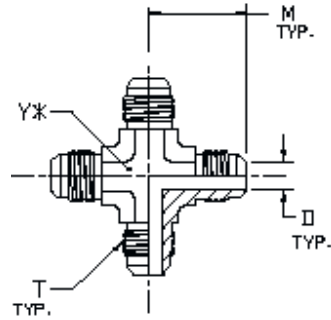
Part #	TUBE O.D.	B1 NPTF	A2 NPTF	A3 SAE 37	L LGTH	M.M.	L1 LGTH	M.M.	M LGTH	M.M.	Y FLATS	Y FLATS	M.M.
2613-02-02-04	1/8	1/8-27	1/8-27	7/16-20	0.780	19.81	0.650	16.51	0.960	24.38	5/8	0.625	15.88
2613-04-04-06	1/4	1/4-18	1/4-18	9/16-18	1.100	27.94	0.870	22.10	1.120	28.45	3/4	0.750	19.05
2613-06-06-06	3/8	3/8-18	3/8-18	9/16-18	1.230	31.24	1.020	25.91	1.190	30.23	7/8	0.875	22.23
2613-06-06-08	3/8	3/8-18	3/8-18	3/4-16	1.230	31.24	1.020	25.91	1.290	32.77	7/8	0.875	22.23
2613-08-08-10	1/2	1/2-14	1/2-14	7/8-14	1.470	37.34	1.230	31.24	1.570	39.88	1 1/8	1.125	28.58
2613-12-12-12	3/4	3/4-14	3/4-14	1 1/16-12	1.590	40.38	1.360	34.54	1.790	45.47	1 3/8	1.375	34.93
2613-16-16-16	1	1-11 1/2	1-11 1/2	1 5/8-12	1.620	41.15	1.250	31.76	2.170	55.12	1 5/8	1.625	41.30

Union Cross 2650

Flare tube end (all four ends)
SAE 070501

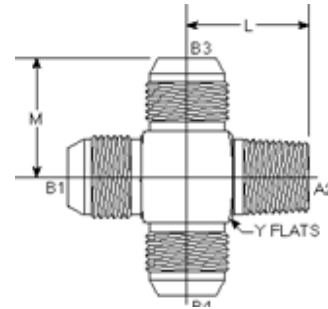
Parker Number Information
KTX

All dimensions are in inches
*Y—ACROSS WRENCH FLATS



TUBE FITTING PART #	TUBE O.D. (inch)	T TUBE END UN/UNF-2A	D DRILL (inch)	M (inch)	Y (inch)
2650-4-4-4-4	1/4	7/16-20	0.172	0.89	7/16
2650-5-5-5-5	5/16	1/2-20	0.234	0.95	9/16
2650-6-6-6-6	3/8	9/16-18	0.297	1.06	9/16
2650-8-8-8-8	1/2	3/4-16	0.391	1.25	3/4
2650-10-10-10-10	5/8	7/8-14	0.484	1.45	7/8
2650-12-12-12-12	3/4	1 1/16-12	0.609	1.66	1 1/16
2650-16-16-16-16	1	1 5/16-12	0.844	1.81	1 5/16

MJ-MP-MJ-MJ CROSS 2651



Part #	TUBE O.D.	B1 SAE 37	A2 NPTF	B3 SAE 37	B4 SAE 37	L LGTH M.M.	M LGTH M.M.	M LGTH M.M.	Y FLATS	Y FLATS	M.M.	
2651-04-04-04-04	1/4	7/16-20	1/4-18	7/16-20	7/16-20	1.090	27.69	1.050	26.67	5/8	0.625	15.88
2651-06-04-06-06	3/8	9/16-18	1/4-18	9/16-18	9/16-18	1.060	26.92	1.060	26.92	5/8	0.625	15.88
2651-06-06-04-06	3/8	7/16-20	1/4-18	7/16-20	7/16-20	1.090	27.69	1.060	26.92	5/8	0.625	15.88
2651-06-06-06-06	3/8	9/16-18	3/8-18	9/16-18	9/16-18	1.220	30.99	1.140	28.96	13/16	0.812	20.62
2651-08-06-08-08	1/2	3/4-16	1/2-14	3/4-16	3/4-16	1.220	30.99	1.250	31.75	13/16	0.812	20.62
2651-08-08-08-08	1/2	3/4-16	1/2-14	3/4-16	3/4-16	1.470	37.34	1.330	33.78	15/16	0.937	23.80
2651-12-12-12-12	3/4	1 1/16-12	3/4-14	1 1/16-12	1 1/16-12	1.660	42.16	1.660	42.16	1 1/8	1.125	28.58
2651-16-16-16-16	1	1 5/8-12	1-11 1/2	1 5/8-12	1 5/8-12	1.970	50.04	1.810	45.97	1 3/8	1.375	34.93

Bulkhead Union

2700

Flare tube end / flare tube end
SAE 070601

Parker Number Information

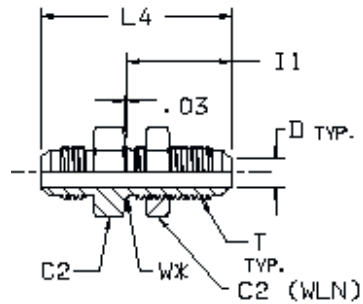
WTX - Body only

All dimensions are in inches

W*— BULKHEAD PILOT DIA.

RECOMMENDED CLEARANCE

HOLE +.015 OVER W DIA.



TUBE FITTING PART #	TUBE O.D. (inch)	T TUBE END UN/UNF-2A	C2 HEX (inch)	D DRILL (inch)	I1 (inch)	L4 (inch)	W DIA (inch)
2700-3-3	3/16	3/8-24	5/8	0.125	1.11	1.91	0.38
2700-4-4	1/4	7/16-20	11/16	0.172	1.20	2.08	0.44
2700-5-5	5/16	1/2-20	3/4	0.234	1.20	2.08	0.50
2700-6-6	3/8	9/16-18	13/16	0.297	1.28	2.19	0.56
2700-8-8	1/2	3/4-16	1	0.391	1.44	2.44	0.75
2700-10-10	5/8	7/8-14	1 1/8	0.484	1.58	2.75	0.88
2700-12-12	3/4	1 1/16-12	1 3/8	0.609	1.75	3.09	1.06
2700-14-14	7/8	1 3/16-12	1 1/2	0.718	1.75	3.13	1.19
2700-16-16	1	1 5/16-12	1 5/8	0.844	1.75	3.14	1.31
2700-20-20	1 1/4	1 5/8-12	1 7/8	1.078	1.80	3.31	1.63
2700-24-24	1 1/2	1 7/8-12	2 1/8	1.312	1.81	3.52	1.88
2700-32-32	2	2 1/2-12	2 3/4	1.781	2.09	4.20	2.50

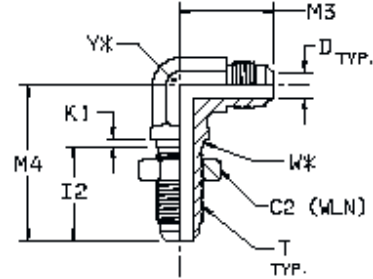
Bulkhead Union Elbow

2701

Flare tube end / flare tube end
SAE 070701

Part Number Information
WETX

All dimensions are in inches
Y* — ACROSS WRENCH FLATS
W* — BULKHEAD PILOT DIA.
RECOMMENDED CLEARANCE
HOLE +.015 OVER W DIA.



TUBE FITTING PART #	TUBE O.D. (inch)	T TUBE END UN/UNF-2A	C2 HEX (inch)	D DRILL (inch)	I2 (inch)	K1 (inch)	M3 (inch)	M4 (inch)	W DIA (inch)	Y (inch)
2701-3-3	3/16	3/8-24	5/8	0.125	0.92	0.09	0.94	1.50	0.38	7/16
2701-4-4	1/4	7/16-20	11/16	0.172	1.02	0.09	0.97	1.59	0.44	7/16
2701-5-5	5/16	1/2-20	3/4	0.234	1.02	0.09	1.06	1.72	0.50	9/16
2701-6-6	3/8	9/16-18	13/16	0.297	1.09	0.09	1.09	1.81	0.56	9/16
2701-8-8	1/2	3/4-16	1	0.391	1.25	0.13	1.36	2.11	0.75	3/4
2701-10-10	5/8	7/8-14	1 1/8	0.484	1.39	0.13	1.56	2.39	0.88	7/8
2701-12-12	3/4	1 1/16-12	1 3/8	0.609	1.56	0.13	1.78	2.67	1.06	1 1/16
2701-14-14	7/8	1 3/16-12	1 1/2	0.718	1.56	0.13	1.92	2.80	1.19	1 5/8
2701-16-16	1	1 5/16-12	1 5/8	0.844	1.56	0.13	1.94	2.80	1.31	1 5/8
2701-20-20	1 1/4	1 5/8-12	1 7/8	1.078	1.61	0.13	2.17	3.13	1.63	1 5/8

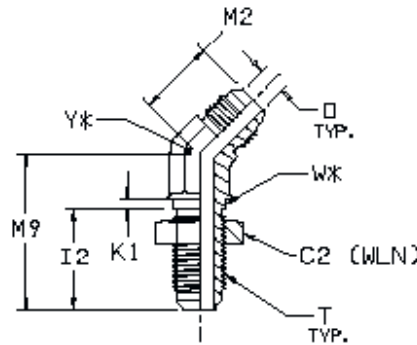
45° Bulkhead Union Elbow

2702

Flare tube end / flare tube end
SAE 070801

Part Number Information
WNTX

All dimensions are in inches
Y* — ACROSS WRENCH FLATS
W* — BULKHEAD PILOT DIA.
RECOMMENDED CLEARANCE
HOLE +.015 OVER W DIA.



TUBE FITTING PART #	TUBE O.D. (inch)	T TUBE END UN/UNF-2A	C2 HEX (inch)	D DRILL (inch)	I2 (inch)	K1 (inch)	M2 (inch)	M9 (inch)	W DIA (inch)	Y (inch)
2702-4-4	1/4	7/16-20	11/16	0.172	1.02	0.09	0.72	1.53	0.44	7/16
2702-5-5	5/16	1/2-20	3/4	0.234	1.02	0.09	0.78	1.66	0.56	9/16
2702-6-6	3/8	9/16-18	13/16	0.297	1.09	0.09	0.83	1.67	0.56	9/16
2702-8-8	1/2	3/4-16	1	0.391	1.25	0.13	0.98	1.94	0.75	3/4
2702-10-10	5/8	7/8-14	1 1/8	0.484	1.39	0.13	1.11	2.17	0.82	7/8
2702-12-12	3/4	1 1/16-12	1 3/8	0.609	1.56	0.13	1.28	2.44	1.06	1 1/16
2702-16-16	1	1 5/16-12	1 5/8	0.844	1.56	0.13	1.47	2.56	1.31	1 5/16
2702-20-20	1 1/4	1 5/8-12	1 7/8	1.078	1.61	0.13	1.59	2.65	1.63	1 5/8

Bulkhead Branch Tee

2703

Flare tube end (all three ends)

SAE 070959

Part Number Information

WJTX

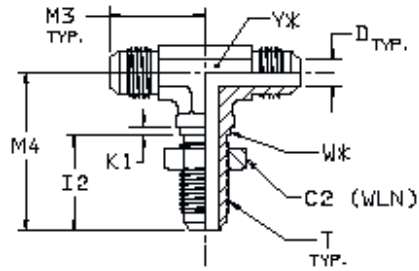
All dimensions are in inches

Y* — ACROSS WRENCH FLATS

W* — BULKHEAD PILOT DIA.

RECOMMENDED CLEARANCE

HOLE +.015 OVER W DIA.



TUBE FITTING PART #	TUBE O.D. (inch)	T TUBE END UN/UNF-2A	C2 HEX (inch)	D DRILL (inch)	I2 (inch)	K1 (inch)	M3 (inch)	M4 (inch)	W DIA (inch)	Y (inch)
2703-4-4	1/4	7/16-20	11/16	0.172	1.02	0.09	0.97	1.59	0.44	7/16
2703-6-6	3/8	9/16-18	13/16	0.297	1.09	0.09	1.09	1.81	0.56	9/16
2703-8-8	1/2	3/4-16	1	0.391	1.25	0.13	1.36	2.11	0.75	3/4
2703-12-12	3/4	1 1/16-12	1 3/8	0.609	1.56	0.13	1.78	2.67	1.06	1 1/16
2703-16-16	1	1 5/16-12	1 5/8	0.844	1.56	0.13	1.94	2.80	1.31	1 5/16
2703-20-20	1 1/4	1 5/8-12	1 7/8	1.078	1.61	0.13	2.17	3.12	1.63	1 5/8

Bulkhead Run Tee

2704

Flare tube end (all three ends)

SAE 070958

Part Number Information

WJJTX

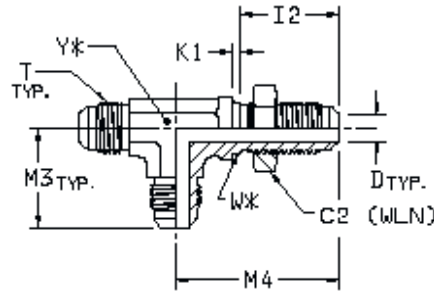
All dimensions are in inches

Y* — ACROSS WRENCH FLATS

W* — BULKHEAD PILOT DIA.

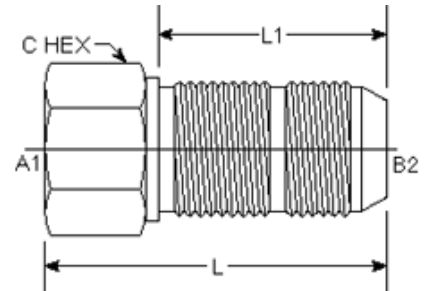
RECOMMENDED CLEARANCE

HOLE +.015 OVER W DIA.



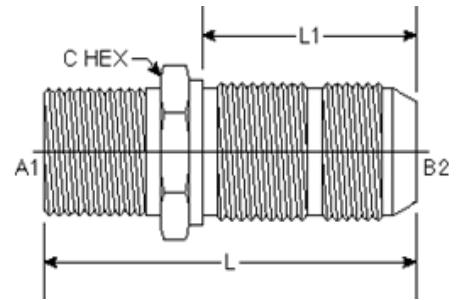
HOSE FITTING PART #	TUBE O.D. (inch)	T TUBE END UN/UNF-2A	C2 HEX (inch)	D DRILL (inch)	I2 (inch)	K1 (inch)	M3 (inch)	M4 (inch)	W DIA (inch)	Y (inch)
2704-4-4	1/4	7/16-20	11/16	0.172	1.02	0.09	0.97	1.59	0.44	7/16
2704-6-6	3/8	9/16-18	13/16	0.297	1.09	0.09	1.09	1.81	0.56	9/16
2704-8-8	1/2	3/4-16	1	0.391	1.25	0.13	1.36	2.11	0.75	3/4
2704-10-10	5/8	7/8-14	1 1/8	0.484	1.39	0.13	1.56	2.39	0.88	7/8
2704-12-12	3/4	1 1/16-12	1 3/8	0.609	1.56	0.13	1.78	2.67	1.06	1 1/16
2704-16-16	1	1 5/16-12	1 5/8	0.844	1.56	0.13	1.94	2.80	1.31	1 7/16
2704-20-20	1 1/4	1 5/8-12	1 7/8	1.078	1.61	0.13	2.17	3.12	1.63	1 5/8

FP-MJ BULKHEAD STRAIGHT 2705



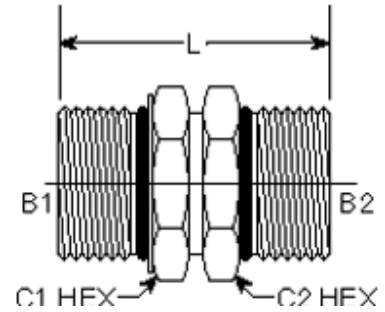
Part#	TUBE O.D.	A1 NPTF	B2 SAE 37	L LGTH	M.M.	L1 LGTH	M.M.	C HEX	C HEX	M.M.	PLATE MAX
2705-02-04	1/4	1/8-27	7/16-20	2.080	52.83	1.200	30.48	11/16	0.687	17.45	27/64
2705-02-05	5/16	1/8-27	1/2-20	1.785	45.34	1.200	30.48	3/4	0.750	19.05	27/64
2705-04-04	1/4	1/4-18	7/16-20	2.041	51.84	1.200	30.48	3/4	0.750	19.05	27/64
2705-04-06	3/8	1/4-18	9/16-18	2.124	53.95	1.280	32.51	11/16	0.687	17.45	27/64
2705-06-06	3/8	3/8-18	9/16-18	2.190	55.63	1.280	32.51	7/8	0.875	22.23	27/64
2705-06-08	1/2	3/8-18	3/4-16	2.480	62.99	1.440	36.58	7/8	0.875	22.23	31/64
2705-08-08	1/2	1/2-14	3/4-16	2.530	64.26	1.440	36.58	1 1/8	1.125	28.58	31/64
2705-08-10	5/8	1/2-14	7/8-14	2.840	72.14	1.580	40.13	1	1.000	25.40	29/64
2705-12-12	3/4	3/4-14	1 1/16-12	3.050	77.47	1.750	44.45	1 3/8	1.375	34.93	33/64
2705-12-14	7/8	1 1/16-12	1 3/16-12	2.890	73.41	1.750	44.45	1 1/2	1.500	38.10	27/64
2705-16-16	1	1-11 1/2	1 5/16-12	3.250	82.55	1.750	44.45	1 1/2	1.500	38.10	27/64
2705-20-20	1 1/4	1 1/4-11 1/2	1 5/8-12	3.218	81.74	1.800	45.72	2	2.000	50.80	27/64
2705-24-24	1 1/2	1 1/2-11 1/2	1 7/8-12	3.320	84.33	1.810	45.97	2 3/8	2.375	60.32	21/64

MP-MJ BULKHEAD STRAIGHT 2706



Part#	TUBE O.D.	A1 NPTF	B2 SAE 37	L LGTH	M.M.	L1 LGTH	M.M.	C HEX	C HEX	M.M.	PLATE MAX
2706-02-04	1/4	1/8-27	7/16-20	1.840	46.74	1.200	30.48	11/16	0.687	17.45	27/64
2706-04-04	1/4	1/4-18	7/16-20	2.040	51.82	1.200	30.48	11/16	0.687	17.45	27/64
2706-04-06	3/8	1/4-18	9/16-18	2.190	55.63	1.280	32.51	13/16	0.812	20.62	27/64
2706-06-06	3/8	3/8-18	9/16-18	2.190	55.63	1.280	32.51	13/16	0.812	20.62	27/64
2706-06-08	1/2	3/8-18	3/4-16	2.350	59.69	1.440	36.58	1	1.000	25.40	31/64
2706-08-08	1/2	1/2-14	3/4-19	2.570	65.28	1.440	36.58	1	1.000	12.70	31/64
2706-08-10	5/8	1/2-14	7/8-14	2.720	69.09	1.580	40.13	1 1/8	1.125	28.58	29/64
2706-08-12	3/4	1/2-14	1 1/16-12	2.920	74.17	1.750	44.45	1 3/8	1.375	34.93	???
2706-12-12	3/4	3/4-14	1 1/16-12	2.920	74.17	1.750	44.45	1 3/8	1.375	34.93	33/64
2706-16-16	1	1-11 1/2	1 5/16-12	3.100	78.74	1.750	44.45	1 5/8	1.625	41.28	27/64
2706-20-20	1 1/4	1 1/4-11 1/2	1 5/8-12	3.230	82.04	1.800	45.72	1 7/8	1.875	47.63	27/64
2706-24-24	1 1/2	1 1/2-11 1/2	1 7/8-12	3.450	87.63	1.810	45.97	2 1/8	2.125	53.97	21/64
2706-32-32	2	2-11 1/2	2-11 1/2	3.890	98.81	2.090	53.09	2 3/4	2.750	69.85	9/16

MAORB-ORB STRAIGHT 3474



Part #	TUBE O.D.	B1 AORB	B2 ORB	L LGTH	M.M.	C1 HEX	C1 HEX	M.M.	C2 HEX	C2 HEX	M.M.	List Price
3474-04-04-NWO	1/4	7/16-20	7/16-20	1.360	34.54	9/16	0.562	14.27	9/16	0.562	14.27	\$6.27
3474-06-06-NWO	3/8	9/16-18	9/16-18	1.500	38.10	11/16	0.687	17.45	11/16	0.687	17.45	\$6.47
3474-08-08-NWO	1/2	3/4-16	3/4-16	1.560	39.62	7/8	0.875	22.23	7/8	0.875	22.23	\$9.23
3474-10-10-NWO	5/8	7/8-14	7/8-14	1.790	45.47	1	1.000	25.40	1	1.000	25.40	\$11.37
3474-12-08-NWO	3/4	1 1/16-12	3/4-16	2.200	55.88	1 1/4	1.250	31.75	1 1/4	1 1/4	31.75	Call
3474-12-12-NWO	3/4	1 1/16-12	1 1/16-12	2.320	58.93	1 1/4	1.250	31.75	1 1/4	1.250	31.75	\$14.80
3474-16-12-NWO	1 3/4	1 5/16-12	1 1/16-12	2.345	59.56	1 1/2	1.500	38.10	1 1/4	1.250	31.75	\$81.33
3474-16-16-NWO	1	1 5/16-12	1 5/16-12	2.130	54.10	1 1/2	1.500	38.10	1 1/2	1.500	38.10	\$35.17
3474-20-20-NWO	1 1/4	1 5/8-12	1 5/8-12	2.130	54.10	1 7/8	1.875	47.63	1 7/8	1.875	47.63	\$74.50
3474-24-24-NWO	1 1/2	1 7/8-12	1 7/8-12	2.130	54.10	2 1/8	2.125	53.98	2 1/8	2.125	53.98	\$96.37
3474-32-32-NWO	2	2 1/2-12	2 1/2-12	2.130	54.10	2 3/4	2.750	69.85	2 3/4	2.750	69.85	\$156.50

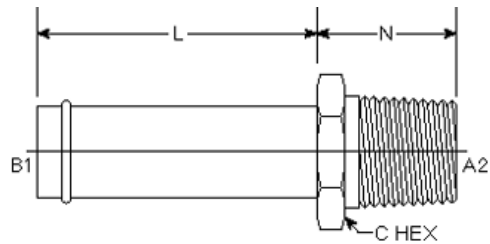
Beaded Male Connector

4404

Hose Barb/ male pipe thread

All dimensions are in inches

HB-MP STRAIGHT



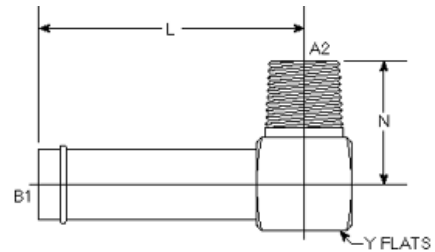
HB-MP STRAIGHT

Part #	B1 TUBE O.D.	A2 NPTF	L LGTH	N LGTH	C HEX
4404-04-02	1/4	1/8-27	2.078	0.578	9/16
4404-04-04	1/4	1/4-18	2.350	0.860	9/16
4404-05-02	5/16	1/8-27	2.090	0.580	7/16
4404-06-04	3/8	1/4-18	2.310	0.843	5/8
4404-06-06	3/8	3/8-18	2.260	0.770	3/4
4404-08-04	1/2	1/4-18	2.370	0.880	5/8
4404-08-06	1/2	3/8-18	2.375	0.875	3/4
4404-08-08	1/2	1/2-14	2.580	1.070	15/16
4404-08-12	1/2	3/4-14	2.680	1.170	1 1/8
4404-10-06	5/8	3/8-18	2.375	0.897	7/8
4404-10-08	5/8	1/2-14	2.578	1.078	15/16
4404-10-12	5/8	3/4-14	2.660	1.160	1 1/8
4404-12-06	3/4	3/8-18	2.410	0.920	1
4404-12-08	3/4	1/2-14	2.570	1.170	15/16
4404-12-12	3/4	3/4-14	2.671	1.171	1 1/8
4404-12-16	3/4	1-11 1/2	1.496	1.353	1 3/8
4404-16-12	1	3/4-14	2.625	1.125	1 1/4
4404-16-16	1	1-11 1/2	2.859	1.359	1 3/8
4404-20-12	1 1/4	3/4-14	2.600	1.120	1 3/8
4404-20-16	1 1/4	1-11 1/2	2.800	1.310	1 3/8
4404-20-20	1 1/4	1 1/4-11 1/2	2.968	1.468	1 3/4
4404-20-24	1 1/4	1 1/2-11 1/2	1.500	1.584	2
4404-24-20	1 1/2	1 1/4-11 1/2	2.968	1.468	1 3/4
4404-24-24	1 1/2	1 1/2-11 1/2	3.078	1.570	2
4404-32-32	2	2-11 1/2	2.937	1.437	2 1/2

Beaded Male Elbow

4501

SAE 140260
Hose Barb end/ male pipe thread
All dimensions are in inches



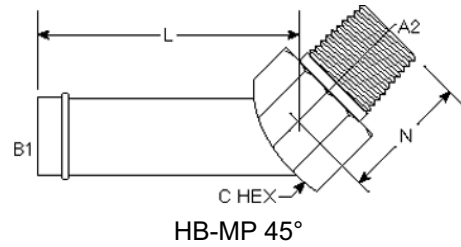
HB-MP 90°

Part #	B1 TUBE O.D.	A2 NPTF	L LGTH	N LGTH	Y FLATS
4501-04-02	1/4	1/8-27	1.750	0.781	1/2
4501-04-04	1/4	1/4-18	1.810	1.060	5/8
4501-05-02	5/16	1/8-27	1.750	0.780	1/2
4501-06-04	3/8	1/4-18	1.812	1.093	5/8
4501-06-06	3/8	3/8-18	1.890	1.220	13/16
4501-06-08	3/8	1/2-14	1.970	1.460	15/16
4501-08-04	1/2	1/4-18	1.810	1.100	5/8
4501-08-06	1/2	3/8-18	1.906	1.218	13/16
4501-08-08	1/2	1/2-14	1.980	1.470	15/16
4501-08-12	1/2	3/4-14	1.968	2.062	1 1/8
4501-10-06	5/8	3/8-18	1.968	1.278	15/16
4501-10-08	5/8	1/2-14	1.968	1.468	15/16
4501-10-12	5/8	3/4-14	2.060	1.600	1 1/8
4501-12-06	3/4	3/8-18	1.900	1.220	13/16
4501-12-08	3/4	1/2-14	1.470	1.970	15/16
4501-12-12	3/4	3/4-14	2.062	1.593	1 1/8
4501-12-16	3/4	1-11 1/2	2.190	1.980	1 3/8
4501-16-08	1	1/2-14	2.053	1.561	1 1/8
4501-16-12	1	3/4-14	2.080	1.600	1 1/8
4501-16-16	1	1-11 1/2	2.187	1.968	1 3/8
4501-16-20	1	1 1/4-11 1/2	2.380	2.380	1 3/4
4501-16-24	1	1 1/2-11 1/2	2.520	2.640	2
4501-20-16	1 1/4	1-11 1/2	1.200	1.980	1 3/8
4501-20-20	1 1/4	1 1/4-11 1/2	2.375	2.375	1 3/4
4501-20-24	1 1/4	1 1/2-11 1/2	2.500	2.640	2
4501-24-16	1 1/2	1-11-1/2	2.380	2.160	1 3/4
4501-24-20	1 1/2	1 1/4-11 1/2	2.380	2.380	1 3/4
4501-24-24	1 1/2	1 1/2-11 1/2	2.500	2.640	2
4501-32-32	2	2-11 1/2	2.812	3.000	2 5/8

45° Beaded Male Elbow

4503

SAE 140360
Hose Barb end/ male pipe thread
All dimensions are in inches

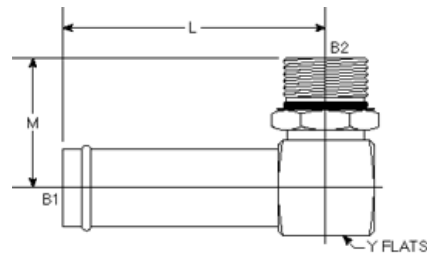


Part #	B1 TUBE O.D.	A2 NPTF	L LGTH	N LGTH	C HEX
4503-04-02	1/4	1/8-27	0.640	1.562	1/2
4503-04-04	1/4	1/4-18	0.830	1.810	5/8
4503-05-02	5/16	1/8-27	0.640	1.650	1/2
4503-06-04	3/8	1/4-18	0.859	1.625	5/8
4503-06-06	3/8	3/8-18	0.950	1.710	13/16
4503-08-04	1/2	1/4-18	0.830	1.710	5/8
4503-08-06	1/2	3/8-18	0.953	1.687	13/16
4503-08-08	1/2	1/2-14	1.180	1.740	15/16
4503-10-06	5/8	3/8-18	0.981	1.718	15/16
4503-10-08	5/8	1/2-14	1.171	1.718	15/16
4503-10-12	5/8	3/4-14	1.220	1.830	1 1/8
4503-12-08	3/4	1/2-14	1.170	1.760	15/16
4503-12-12	3/4	3/4-14	1.203	1.718	1 1/8
4503-12-16	3/4	1-11 1/2	1.540	2.100	1 3/8
4503-16-12	1	3/4-14	1.203	1.750	1 1/8
4503-16-16	1	1-11 1/2	1.484	1.750	1 3/8
4503-16-20	1	1 1/4-11 1/2	1.620	2.070	1 3/4
4503-20-16	1 1/4	1-11 1/2	1.570	1.740	1 3/8
4503-20-20	1 1/4	1 1/4-11 1/2	1.671	1.812	1 3/4
4503-24-20	1 1/2	1 1/4-11 1/2	1.620	1.930	1 3/4
4503-24-24	1 1/2	1 1/2-11 1/2	1.765	1.875	2
4503-32-32	2	2-11 1/2	2.109	2.000	2 1/2

Beaded Boss Elbow

4601

SAE 090292
 Hose Barb end/ straight thread o-ring
 All dimensions are in inches



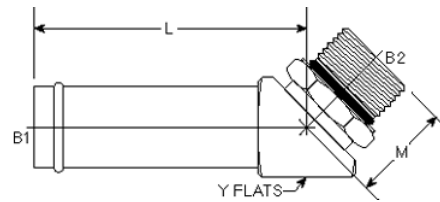
HB-MAORB 90°

Part #	B1 TUBE O.D.	B2 AORB	L LGTH	M LGTH	Y FLATS
4601-04-04	1/4	7/16-20	1.750	1.031	1/2
4601-04-06	1/4	9/16-18	1.810	1.270	5/8
4601-05-04	5/16	7/16-20	1.770	1.010	1/2
4601-06-04	3/8	7/16-20	1.810	1.190	7/16
4601-06-06	3/8	9/16-18	1.812	1.250	5/8
4601-06-08	3/8	3/4-16	1.890	1.470	13/16
4601-08-06	1/2	9/16-18	1.906	1.812	13/16
4601-08-08	1/2	3/4-16	1.906	1.453	13/16
4601-10-08	5/8	3/4-16	1.900	1.450	13/16
4601-10-10	5/8	7/8-14	1.968	1.703	15/16
4601-10-12	5/8	1 1/16-12	2.070	1.930	1 1/8
4601-12-08	3/4	3/4-16	1.890	1.450	13/16
4601-12-10	3/4	7/8-14	1.930	1.680	15/16
4601-12-12	3/4	1 1/16-12	2.062	1.937	1 1/8
4601-12-16	3/4	1 5/16-12	2.190	2.040	1 3/8
4601-14-14	7/8	1 3/16-12	2.125	2.000	1 1/4
4601-16-08	1	3/4-16	2.050	1.600	1 1/8
4601-16-10	1	7/8-14	2.375	2.000	1 5/16
4601-16-12	1	1 1/16-12	2.020	1.950	1 1/8
4601-16-14	1	1 3/16-12	2.110	2.000	1 1/4
4601-16-16	1	1 5/16-12	2.187	2.046	1 3/8
4601-16-20	1	1 5/8-12	2.340	2.250	1 3/4
4601-16-24	1	1 7/8-12	2.470	2.400	2
4601-20-12	1 1/4	1 1/16-12	2.400	2.000	1 5/8
4601-20-16	1 1/4	1 5/16-12	2.200	2.040	1 3/8
4601-20-20	1 1/4	1 5/8-12	2.375	2.250	1 3/4
4601-20-24	1 1/4	1 7/8-12	2.500	2.400	2
4601-24-16	1 1/2	1 5/16-12	2.320	2.170	1 5/8
4601-24-20	1 1/2	1 5/8-12	2.370	2.240	1 3/4
4601-24-24	1 1/2	1 7/8-12	2.500	2.390	2
4601-32-32	2	2 1/2-12	2.812	2.890	2 5/8

45° Beaded Boss Elbow

4603

SAE 090392
 Hose Barb end/ straight thread o-ring
 HB-MAORB 45°
 All dimensions are in inches



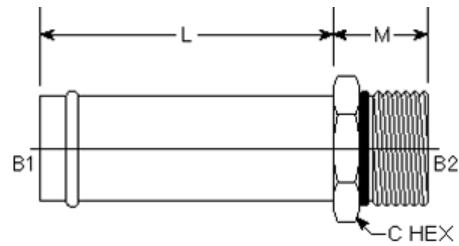
HB-MAORB 45°

Product ID	B1 TUBE O.D.	B2 AORB	L LGTH	M LGTH	Y FLATS
4603-04-04	1/4	7/16-20	1.562	1.046	1/2
4603-06-06	3/8	9/16-18	1.593	1.140	5/8
4603-08-08	1/2	3/4-16	1.625	1.296	13/16
4603-08-10	1/2	7/8-14	1.870	1.520	15/16
4603-10-08	5/8	3/4-16	1.700	1.320	13/16
4603-10-10	5/8	7/8-14	1.609	1.515	15/16
4603-10-12	5/8	1 1/16-12	1.880	1.740	1 1/8
4603-12-08	3/4	3/4-16	1.643	1.300	13/16
4603-12-10	3/4	7/8-14	1.650	1.590	15/16
4603-12-12	3/4	1 1/16-12	1.703	1.734	1 1/8
4603-16-12	1	1 1/16-12	1.780	1.720	1 1/8
4603-16-14	1	1 3/16-12	1.850	1.830	1 1/4
4603-16-16	1	1 5/16-12	0.859	1.859	1 3/8
4603-20-16	1 1/4	1 5/16-12	1.870	1.900	1 3/8
4603-20-20	1 1/4	1 5/8-12	1.921	1.906	1 3/4
4603-24-20	1 1/2	1 5/8-12	1.990	1.857	1 3/4
4603-24-24	1 1/2	1 7/8-12	1.968	1.906	2
4603-32-32	2	2 1/2-12	2.180	1.859	2 5/8

45° Beaded Boss Elbow

4604

SAE 090192
 Hose Barb end/ straight thread o-ring
 HB-MORB STRAIGHT
 All dimensions are in inches



HB-MORB STRAIGHT

Product ID	B1 TUBE O.D.	B2 ORB	L LGTH	M LGTH	C HEX
4604-04-04	1/4	7/16-20	1.500	0.600	9/16
4604-05-05	5/16	1/2-20	1.500	0.670	5/8
4604-06-04	3/8	7/16-20	1.500	0.670	9/16
4604-06-06	3/8	9/16-18	1.500	0.730	11/16
4604-08-06	1/2	9/16-18	1.500	0.730	11/16
4604-08-08	1/2	3/4-16	1.500	0.800	7/8
4604-10-08	5/8	3/4-16	1.500	0.800	7/8
4604-10-10	5/8	7/8-14	1.500	0.940	1
4604-10-12	5/8	1 1/16-12	1.500	1.090	1 1/4
4604-12-08	3/4	3/4-16	1.500	0.800	7/8
4604-12-10	3/4	7/8-14	1.500	0.940	1
4604-12-12	3/4	1 1/16-12	1.500	1.090	1 1/4
4604-12-16	3/4	1 5/16-12	1.500	1.130	1 1/2
4604-16-10	1	7/8-14	1.500	0.940	1 1/4
4604-16-12	1	1 1/16-12	1.500	1.090	1 1/4
4604-16-16	1	1 5/16-12	1.500	1.130	1 1/2
4604-16-20	1	1 5/8-12	1.500	1.200	1 7/8
4604-20-10	1 1/4	7/8-14	1.500	1.075	1 1/2
4604-20-12	1 1/4	1 1/16-12	1.500	1.100	1 3/8
4604-20-16	1 1/4	1 5/16-12	1.500	1.130	1 1/2
4604-20-20	1 1/4	1 5/8-12	1.500	1.200	1 7/8
4604-20-24	1 1/4	1 7/8-12	1.500	1.270	2 1/8
4604-24-16	1 1/2	1 5/16-12	1.500	1.130	1 11/16
4604-24-20	1 1/2	1 5/8-12	1.500	1.200	1 7/8
4604-24-24	1 1/2	1 7/8-12	1.500	1.270	2 1/8
4604-32-32	2	2 1/2-12	1.500	1.440	2 3/4

Pipe Coupling

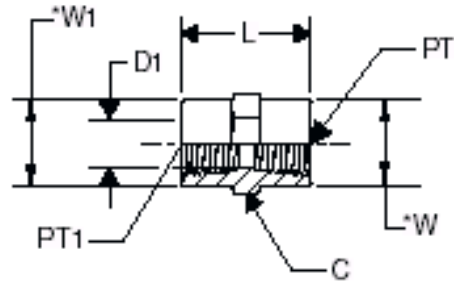
5000

Female pipe thread / female pipe thread
SAE 140138

Parker Number Information
GG

All dimensions are in inches

*Turn down is optional per SAE J514.



TUBE FITTING PART #	PT PORT THD NPTF	PT1 PORT THD NPTF	C HEX (inch)	D1 DRILL (inch)	L (inch)	W (inch)	W1 (inch)
5000-2-2	1/8-27	1/8-27	5/8	0.328	0.75	0.63	0.63
5000-2-4	1/4-18	1/8-27	3/4	0.328	0.94	0.75	0.63
5000-4-4	1/4-18	1/4-18	3/4	0.422	1.13	0.75	0.75
5000-2-6	3/8-18	1/8-27	7/8	0.328	1.03	0.88	0.63
5000-4-6	3/8-18	1/4-18	7/8	0.422	1.13	0.88	0.75
5000-6-6	3/8-18	3/8-18	7/8	0.563	1.13	0.88	0.88
5000-2-8	1/2-14	1/8-27	1 1/8	0.328	1.06	1.13	0.63
5000-4-8	1/2-14	1/4-18	1 1/8	0.422	1.38	1.13	0.75
5000-6-8	1/2-14	3/8-18	1 1/8	0.563	1.50	1.13	0.88
5000-8-8	1/2-14	1/2-14	1 1/8	0.688	1.50	1.13	1.13
5000-4-12	3/4-14	1/4-18	1 3/8	0.422	1.55	1.36	0.75
5000-8-12	3/4-14	1/2-14	1 3/8	0.688	1.88	1.36	1.13
5000-12-12	3/4-14	3/4-14	1 3/8	0.891	1.53	1.38	1.38
5000-16-16	1-11 1/2	1-11 1/2	1 5/8	1.125	1.89	1.63	1.63
5000-8-16	1-11 1/2	1/2-14	1 5/8	0.688	1.77	1.63	1.13
5000-12-16	1-11 1/2	3/4-14	1 5/8	0.891	1.77	1.63	1.38
5000-20-20	1 1/4-11 1/2	1 1/4-11 1/2	2	1.469	1.94	2.00	2.00
5000-16-20	1 1/4-11 1/2	1-11 1/2	2	1.125	1.94	2.00	1.63
5000-24-24	1 1/2-11 1/2	1 1/2-11 1/2	2 3/8	1.703	1.94	2.38	2.38
5000-20-24	1 1/2-11 1/2	1 1/4-11 1/2	2 3/8	1.469	1.93	2.37	2.37
5000-32-32	2-11 1/2	2-11 1/2	2 7/8	2.188	1.97	2.88	2.88

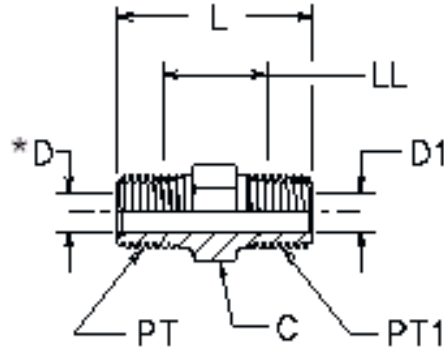
Pipe Nipple

5404

Male pipe thread / male pipe thread
SAE 140137

Parker Number Information
FF

All dimensions are in inches
* D1 may be substituted for D where
D1 is smaller than D.



TUBE FITTING PART #	PT PORT THD NPTF	PT1 PORT THD NPTF	C HEX (inch)	D DRILL (inch)	D1 DRILL (inch)	L (inch)
5404-2-2	1/8-27	1/8-27	7/16	0.188	0.188	1.06
5404-2-4	1/4-18	1/8-27	5/8	0.281	0.188	1.25
5404-4-4	1/4-18	1/4-18	5/8	0.281	0.281	1.45
5404-2-6	3/8-18	1/8-27	3/4	0.406	0.188	1.45
5404-4-6	3/8-18	1/4-18	3/4	0.406	0.281	1.45
5404-6-6	3/8-18	3/8-18	3/4	0.406	0.406	1.45
5404-2-8	1/2-14	1/8-27	7/8	0.531	0.188	1.52
5404-6-8	1/2-14	3/8-18	7/8	0.531	0.406	1.70
5404-4-8	1/2-14	1/4-18	7/8	0.531	0.281	1.70
5404-8-8	1/2-14	1/2-14	7/8	0.531	0.531	1.89
5404-4-12	3/4-14	1/4-18	1 1/8	0.719	0.281	1.78
5404-6-12	3/4-14	1/4-18	1 1/8	0.719	0.406	1.78
5404-8-12	3/4-14	1/2-14	1 1/8	0.719	0.281	1.96
5404-12-12	3/4-14	3/4-14	1 1/8	0.719	0.719	1.96
5404-16-16	1-11 1/2	1-11 1/2	1 3/8	0.938	0.938	2.34
5404-4-16	1-11 1/2	1/4-18	1 3/8	0.938	0.281	1.96
5404-6-16	1-11 1/2	3/8-18	1 3/8	0.938	0.406	1.96
5404-8-16	1-11 1/2	1/2-14	1 3/8	0.938	0.531	2.09
5404-12-16	1-11 1/2	3/4-14	1 3/8	0.719	0.719	2.09
5404-16-20	1 1/4-11 1/2	1-11 1/2	1 3/4	1.250	0.938	2.45
5404-20-20	1 1/4-11 1/2	1 1/4-11 1/2	1 3/4	1.250	1.250	2.48
5404-16-24	1 1/2-11 1/2	1-11 1/2	2	1.500	0.938	2.55
5404-24-24	1 1/2-11 1/2	1 1/2-11 1/2	2	1.500	1.500	2.61
5404-32-32	2-11 1/2	2-11 1/2	2 1/2	1.938	1.938	2.83
5404-24-32	2-11 1/2	1 1/2-11 1/2	2 1/2	1.500	1.500	2.79

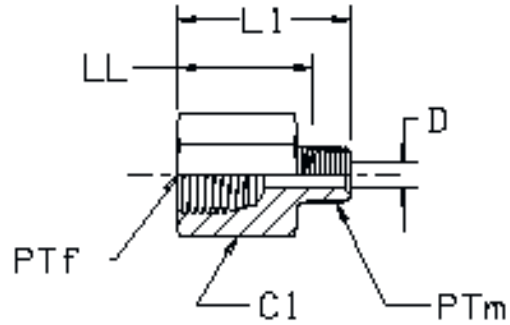
Expander / Adapter

5405

Female pipe thread / male pipe thread
SAE 140139

Parker Number Information
FG

All dimensions are in inches



TUBE FITTING PART #	PTm PORT THD NPTF	PTf PORT THD NPTF	C1 HEX (inch)	D DRILL (inch)	L1 (inch)	LL (inch)
5405-2-2	1/8-27	1/8-27	5/8	0.188	1.03	0.80
5405-4-2	1/8-27	1/4-18	3/4	0.188	1.20	0.97
5405-4-4	1/4-18	1/4-18	3/4	0.281	1.39	1.05
5405-6-2	1/8-27	3/8-18	7/8	0.188	1.25	1.02
5405-6-4	1/4-18	3/8-18	7/8	0.281	1.44	1.10
5405-6-6	3/8-18	3/8-18	7/8	0.406	1.44	1.09
5405-8-2	1/8-27	1/2-14	1 1/8	0.188	1.50	1.27
5405-8-4	1/4-18	1/2-14	1 1/8	0.281	1.69	1.35
5405-8-6	3/8-18	1/2-14	1 1/8	0.406	1.69	1.34
5405-8-8	1/2-14	1/2-14	1 1/8	0.531	1.87	1.23
5405-12-12	3/4-14	3/4-14	1 3/8	0.719	1.93	1.45
5405-12-4	1/4-18	3/4-14	1 3/8	0.281	1.75	1.41
5405-12-6	3/8-18	3/4-14	1 3/8	0.406	1.75	1.40
5405-16-16	1/2-14	3/4-14	1 3/8	0.531	1.94	1.48
5405-16-4	1-11 1/2	1-11 1/2	1 5/8	0.938	2.37	1.80
5405-16-8	1/4-18	1-11 1/2	1 5/8	0.281	2.01	1.67
5405-20-20	1/2-14	1-11 1/2	1 5/8	0.531	2.19	1.73
5405-24-16	3/4-14	1-11 1/2	1 5/8	0.719	2.19	1.71
5405-24-24	1 1/4-11 1/2	1 1/4-11 1/2	2	1.250	2.50	1.91
5405-20-20	1-11 1/2	1 1/4-11 1/2	2	0.938	2.47	1.90
5405-16-24	1-11 1/2	1 1/2-11 1/2	2 3/8	0.938	2.47	1.90
5405-24-24	2-11 1/2	2-11 1/2	2 7/8	1.938	2.66	2.06

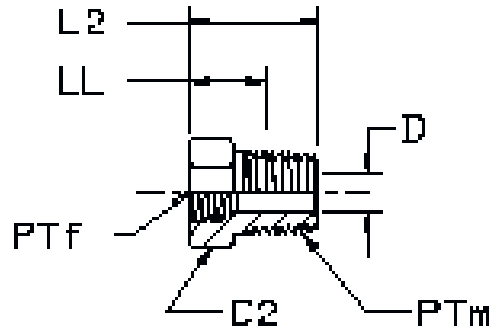
Pipe Thread Reducer

5406

Male pipe thread / female pipe thread
SAE 140140

Parker Number Information
PTR

All dimensions are in inches



TUBE FITTING PART #	PTm PORT THD NPTF	PTf PORT THD NPTF	C2 HEX (inch)	D DRILL (inch)	L2 (inch)	LL (inch)
5406-4-2	1/4-18	1/8-27	5/8	0.328	0.86	0.52
5406-6-2	3/8-18	1/8-27	3/4	0.328	0.86	0.51
5406-6-4	3/8-18	1/4-18	3/4	0.422	0.86	0.51
5406-8-2	1/2-14	1/8-27	7/8	0.328	1.11	0.65
5406-8-4	1/2-14	1/4-18	7/8	0.422	1.11	0.65
5406-8-6	1/2-14	3/8-18	7/8	0.563	1.11	0.65
5406-12-2	3/4-14	1/8-18	1 1/8	0.328	1.17	0.69
5406-12-4	3/4-14	1/4-18	1 1/8	0.422	1.17	0.69
5406-12-6	3/4-14	3/8-18	1 1/8	0.563	1.17	0.69
5406-12-8	3/4-14	1/2-14	1 1/8	0.688	1.17	0.69
5406-16-2	1-11 1/2	1/8-18	1 3/8	0.328	1.36	0.79
5406-16-4	1-11 1/2	1/4-18	1 3/8	0.422	1.36	0.79
5406-16-6	1-11 1/2	3/8-18	1 3/8	0.563	1.36	0.79
5406-16-8	1-11 1/2	1/2-14	1 3/8	0.688	1.36	0.79
5406-16-12	1-11 1/2	3/4-14	1 3/8	0.891	1.36	0.79
5406-20-4	1 1/4-11 1/2	1/4-18	1 3/4	0.328	1.47	0.53
5406-20-6	1 1/4-11 1/2	3/8-18	1 3/4	0.563	1.47	0.87
5406-20-8	1 1/4-11 1/2	1/2-14	1 3/4	0.688	1.47	0.87
5406-20-12	1 1/4-11 1/2	3/4-14	1 3/4	0.891	1.47	0.88
5406-20-16	1 1/4-11 1/2	1-11 1/2	1 3/4	1.125	1.47	0.88
5406-24-12	1 1/2-11 1/2	1/4-18	2	0.328	1.52	0.92
5406-24-6	1 1/2-11 1/2	3/8-18	2	0.563	1.58	0.98
5406-24-8	1 1/2-11 1/2	1/2-14	2	0.688	1.58	0.98
5406-24-12	1 1/2-11 1/2	3/4-14	2	0.891	1.58	0.98
5406-24-16	1 1/2-11 1/2	1-11 1/2	2	1.125	1.58	0.99
5406-24-20	1 1/2-11 1/2	1 1/4-11 1/2	2	1.469	1.58	0.99
5406-32-8	2-11 1/2	1/2-14	2 1/2	0.688	1.75	1.14
5406-32-12	2-11 1/2	3/4-14	2 1/2	0.891	1.75	1.14
5406-32-16	2-11 1/2	1-11 1/2	2 1/2	1.125	1.75	1.14
5406-32-20	2-11 1/2	1 1/4-11 1/2	2 1/2	1.719	1.75	1.14
5406-32-24	2-11 1/2	1 1/2-11 1/2	2 1/2	1.719	1.75	1.14

Hex Head Pipe Plug

5406P

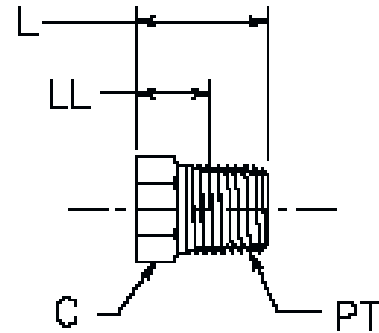
Male pipe thread

SAE 130109E

Parker Number Information

HP

All dimensions are in inches



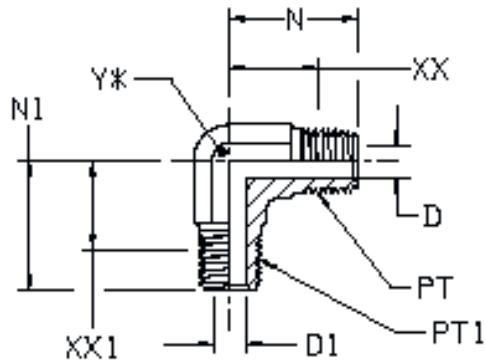
TUBE FITTING PART #	PT PORT THD NPTF	C HEX (inch)	L (inch)	LL (inch)
5406P-2	1/8-27	7/16	0.56	0.33
5406P-4	1/4-18	9/16	0.75	0.41
5406P-6	3/8-18	11/16	0.78	0.43
5406P-8	1/2-14	7/8	0.97	0.51
5406P-12	3/4-14	1 1/16	1.06	0.58
5406P-16	1-11 1/2	1 3/8	1.25	0.68
5406P-20	1 1/4-11 1/2	1 3/4	1.41	0.82
5406P-24	1 1/2-11 1/2	2	1.50	0.86
5406P-32	2-11 1/2	2 1/2	1.69	1.08

Male Pipe Elbow

5500

Male pipe thread / male pipe thread
SAE 140237*

*Not shown in SAE J514, but coded per SAE J846.
Parker Number Information
CR
All dimensions are in inches
*Y—ACROSS WRENCH FLATS

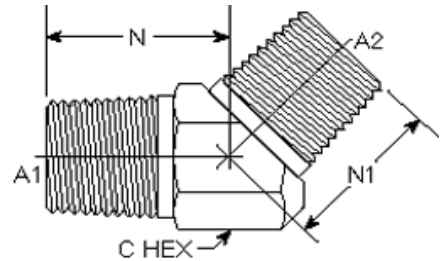


TUBE FITTING PART #	PT PORT THD NPTF	PT1 PORT THD NPTF	D DRILL (inch)	D1 DRILL (inch)	N (inch)	N1 (inch)	Y (inch)
5500-2-2	1/8-27	1/8-27	0.187	0.187	0.78	0.78	7/16
5500-4-4	1/4-18	1/4-18	0.281	0.281	1.09	1.09	9/16
5500-6-6	3/8-18	3/8-18	0.406	0.406	1.22	1.22	3/4
5500-6-4	3/8-18	1/4-18	0.406	0.281	1.22	1.22	3/4
5500-8-8	1/2-14	1/2-14	0.531	0.531	1.47	1.47	7/8
5500-8-6	1/2-14	3/8-18	0.531	0.406	1.47	1.28	7/8
5500-12-12	3/4-14	3/4-14	0.719	0.719	1.59	1.59	1 1/16
5500-12-8	3/4-14	1/2-14	0.719	0.531	1.59	1.47	1 1/16
5500-16-16	1-11 1/2	1-11 1/2	0.938	0.938	1.97	1.97	1 5/8
5500-16-12	1-11 1/2	3/4-14	0.938	0.719	1.97	1.78	1 5/16
5500-20-20	1 1/4-11 1/2	1 1/4-11 1/2	1.250	1.250	2.22	2.22	1 7/8
5500-24-24	1 1/2-11 1/2	1 1/2-11 1/2	1.500	1.500	2.34	2.34	1 7/8

Male Pipe 45° Elbow

5500

Male pipe thread / male pipe thread



Part #	PIPE O.D.	A1 NPTF	A2 NPTF	N LGTH	M.M.	N1 LGTH	M.M.	C HEX	C HEX	M.M.	List Price
5501-02-02	1/8	1/8-27	1/8-27	0.710	18.03	0.710	18.03	5/8	0.625	15.88	\$6.44
5501-04-04	1/4	1/4-18	1/4-18	0.840	21.34	0.840	21.34	5/8	0.625	15.88	\$9.33
5501-06-06	3/8	3/8-18	3/8-18	0.960	24.38	0.960	24.38	13/16	0.812	20.62	\$8.16
5501-08-08	1/2	1/2-14	1/2-14	1.170	29.72	1.170	29.72	15/16	0.937	23.80	\$12.06
5501-12-12	3/4	3/4-14	3/4-14	1.210	30.73	1.210	30.73	1 1/8	1.125	28.58	\$18.38
5501-16-16	1	1-11 1/2	1-11 1/2	1.560	39.62	1.560	39.62	1 3/8	1.375	34.93	\$29.08
5501-20-20	1 1/4	1 1/4-11 1/2	1 1/4-11 1/2	1.620	41.15	1.620	41.15	1 3/4	1.750	44.45	\$44.25
5501-24-24	1 1/2	1 1/2-11 1/2	1 1/2-11 1/2	1.770	44.96	1.770	44.96	2	2.000	50.80	\$61.27

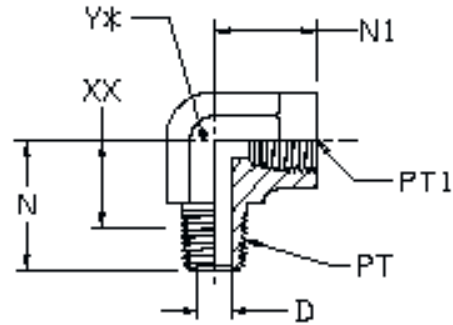
Street Elbow

5502

Male pipe thread / female pipe thread
SAE 140239

Parker Number Information
CD

All dimensions are in inches
*Y—ACROSS WRENCH FLATS



TUBE FITTING PART #	PT PORT THD NPTF	PT1 PORT THD NPTF	D DRILL (inch)	N (inch)	N1 (inch)	Y (inch)
5502-2-2	1/8-27	1/8-27	0.188	0.78	0.66	9/16
5502-2-4	1/8-27	1/4-18	0.188	0.88	0.88	9/16
5502-4-4	1/4-18	1/4-18	0.281	1.09	0.88	3/4
5502-4-2	1/4-18	1/8-27	0.281	1.09	0.66	9/16
5502-4-8	1/4-18	1/2-14	0.281	1.28	1.23	1 1/16
5502-4-6	1/4-18	3/8-18	0.281	1.22	1.01	7/8
5502-6-6	3/8-18	3/8-18	0.406	1.22	1.02	7/8
5502-6-4	3/8-18	1/4-18	0.406	1.22	0.88	3/4
5502-6-8	3/8-18	1/2-14	0.406	1.28	1.23	1 1/16
5502-8-8	1/2-14	1/2-14	0.531	1.47	1.23	1 1/16
5502-8-6	1/2-14	3/8-18	0.531	1.48	1.25	7/8
5502-8-12	1/2-14	3/4-14	0.531	1.59	1.36	1 5/16
5502-12-12	3/4-14	3/4-14	0.719	1.59	1.36	1 5/16
5502-12-8	3/4-14	1/2-14	0.719	1.59	1.23	1 1/16
5502-16-16	1-11 1/2	1-11 1/2	0.938	1.97	1.63	1 5/8
5502-20-20	1 1/4-11 1/2	1 1/4-11 1/2	1.250	2.38	1.70	1 7/8
5502-24-24	1 1/2-11 1/2	1 1/2-11 1/2	1.500	2.64	2.08	2 1/2

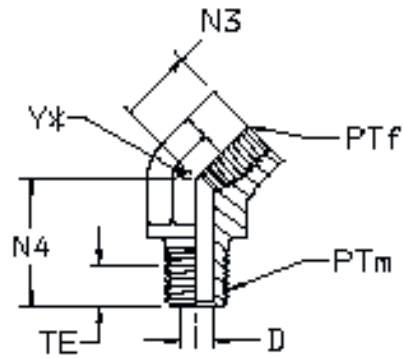
45° Street Elbow

5503

Male pipe thread / female pipe thread
SAE 140339

Parker Information Number
CD45

All dimensions are in inches
*Y—ACROSS WRENCH FLATS



TUBE FITTING PART #	PTm PORT THD NPTF	PTf PORT THD NPTF	N3 (inch)	N4 (inch)	N4 (inch)	Y (inch)
5503-2-2	1/8-27	1/8-27	0.188	0.47	0.72	9/16
5503-4-4	1/4-18	1/4-18	0.281	0.63	1.05	3/4
5503-6-6	3/8-18	3/8-18	0.406	0.72	1.06	7/8
5503-8-8	1/2-14	1/2-14	0.531	0.91	1.34	1 1/16
5503-12-12	3/4-14	3/4-14	0.719	0.97	1.38	1 5/16
5503-16-16	1-11 1/2	1-11 1/2	0.938	1.13	1.72	1 5/8
5503-20-20	1 1/4-11 1/2	1 1/4-11 1/2	1.250	1.63	1.80	1 7/8

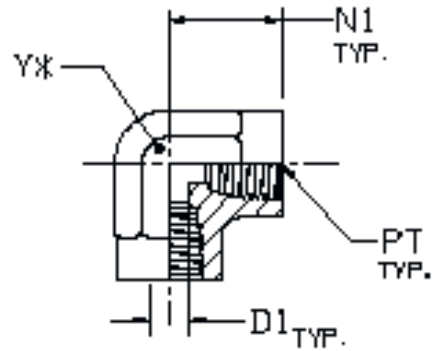
Female Pipe Elbow

5504

Female pipe thread / female pipe thread
SAE 140238

Parker Number Information
DD

All dimensions are in inches
*Y—ACROSS WRENCH FLATS



TUBE FITTING PART #	PT PORT THD NPTF	REF D1 DRILL (inch)	N1 (inch)	Y (inch)
5504-2-2	1/8-27	0.328	0.66	9/16
5504-4-4	1/4-18	0.422	0.88	3/4
5504-6-6	3/8-18	0.563	1.02	7/8
5504-8-8	3/8-18	0.688	1.23	1 1/16
5504-8-6	1/2-14	0.688	1.23	1 1/16
5504-12-12	3/4-14	0.891	1.36	1 5/8
5504-16-16	1-11 1/2	1.125	1.63	1 7/8
5504-20-20	1 1/4-11 1/2	1.469	1.70	1 7/8
5504-24-24	1 1/2-11 1/2	1.703	2.08	2 1/2

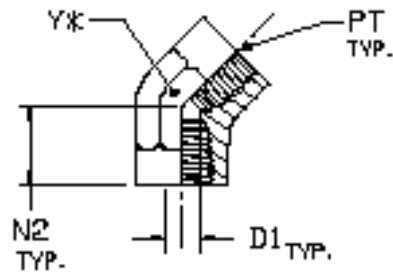
45° Female Pipe Elbow

5505

Female pipe thread / female pipe thread
SAE 140338

Parker Number Information
DD45

All dimensions are in inches
*Y—ACROSS WRENCH FLATS



TUBE FITTING PART #	PT PORT THD NPTF	REF D1 DRILL (inch)	N2 (inch)	Y (inch)
5505-4-4	1/4-18	0.422	0.69	3/4
5505-6-6	3/8-18	0.563	0.75	7/8
5505-8-8	1/2-14	0.688	0.94	1 1/16
5505-12-12	3/4-14	0.891	1.00	1 5/16
5505-16-16	1-11 1/2	1.125	1.19	1 5/8

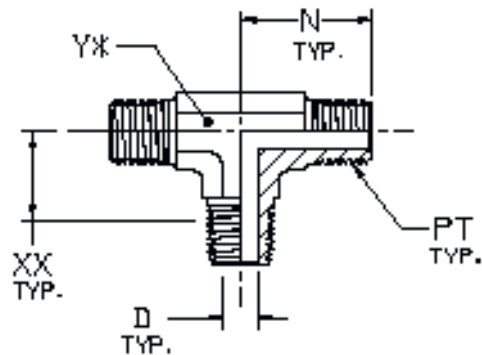
Male Pipe Tee

5600

Male pipe thread (all three ends)
SAE 140437

Parker Number Information
RRS

All dimensions are in inches
*Y—ACROSS WRENCH FLATS



TUBE FITTING PART #	PT PORT THD NPTF	D DRILL (inch)	N (inch)	Y (inch)
5600-2-2-2	1/8-27	0.188	0.78	7/16
5600-4-4-4	1/4-18	0.281	1.09	9/16
5600-6-6-6	3/8-18	0.406	1.22	3/4
5600-8-8-8	1/2-14	0.531	1.47	7/8
5600-12-12-12	3/4-14	0.719	1.59	1 1/16

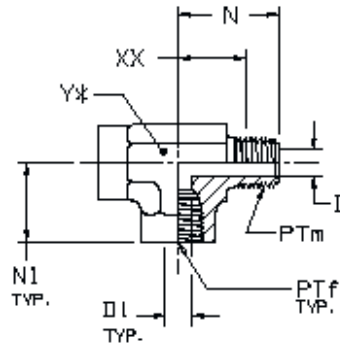
Male Run Tee

5602

Male pipe thread / female pipe thread
SAE 140424

Parker Number Information
MRO

All dimensions are in inches
*Y—ACROSS WRENCH FLATS



TUBE FITTING PART #	PTm PORT THD NPTF	PTf PORT THD NPTF	D DRILL (inch)	REF D1 DRILL (inch)	N (inch)	N1 (inch)	Y (inch)
5602-2-2-2	1/8-27	1/8-27	0.188	0.328	0.78	0.66	9/16
5602-4-4-4	1/4-18	1/4-18	0.281	0.422	1.09	0.88	3/4
5602-6-6-6	3/8-18	3/8-18	0.406	0.563	1.22	1.02	7/8
5602-8-8-8	1/2-14	1/2-14	0.531	0.688	1.47	1.23	1 1/16
5602-10-10-10	3/4-14	3/4-14	0.719	0.891	1.59	1.36	1 5/16
5602-16-16-16	1-11 1/2	1-11 1/2	0.938	1.125	1.97	1.63	1 5/8
5602-20-20-20	1 1/4-11 1/2	1 1/4-11 1/2	1.250	1.469	2.38	1.70	1 7/8
5602-24-24-24	1 1/2-11 1/2	1 1/2-11 1/2	1.500	1.719	2.64	2.08	2 1/2

Male Branch Tee

5604

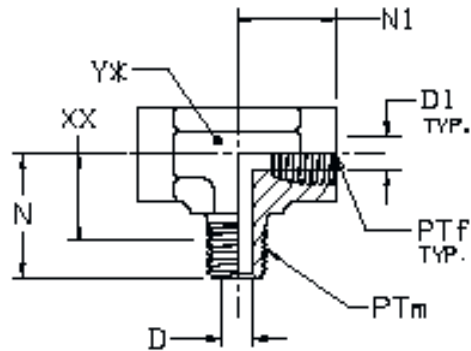
Male pipe thread / female pipe thread
SAE 140425

Parker Number Information

MMS

All dimensions are in inches

*Y—ACROSS WRENCH FLATS



TUBE FITTING PART #	PTm PORT THD NPTF	PTf PORT THD NPTF	D DRILL (inch)	REF D1 DRILL (inch)	N (inch)	N1 (inch)	Y (inch)
5604-2-2-2	1/8-27	1/8-27	0.188	0.328	0.78	0.66	9/16
5604-4-4-4	1/4-18	1/4-18	0.281	0.422	1.09	0.88	3/4
5604-6-6-6	3/8-18	3/8-18	0.406	0.563	1.22	1.02	7/8
5604-8-8-8	1/2-14	1/2-14	0.531	0.688	1.47	1.23	1 1/16
5604-12-12-12	3/4-14	3/4-14	0.719	0.891	1.59	1.36	1 5/16
5604-16-16-16	1-11 1/2	1-11 1/2	0.938	1.125	1.97	1.63	1 5/8

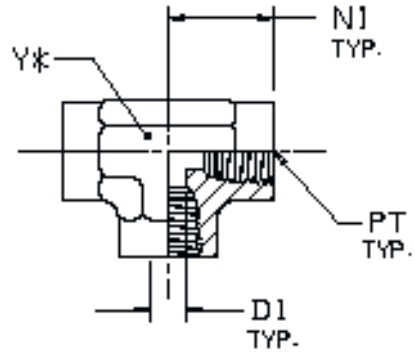
Female Pipe Tee

5605

Female pipe thread (all three ends)
SAE 140438

Parker Number Information
MMO

All dimensions are in inches
*Y—ACROSS WRENCH FLATS

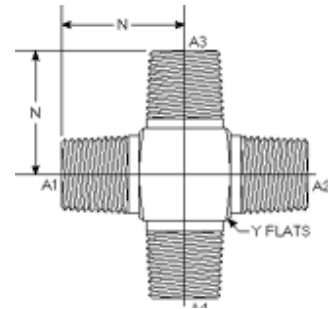


TUBE FITTING PART #	PT PORT THD NPTF	REF D1 DRILL (inch)	N1 (inch)	Y (inch)
5605-2-2-2	1/8-27	0.328	0.66	9/16
5605-4-4-4	1/4-18	0.422	0.88	3/4
5605-6-6-6	3/8-18	0.563	1.02	7/8
5605-8-8-8	1/2-14	0.688	1.23	1 1/16
5605-12-12-12	3/4-14	0.891	1.36	1 5/16
5605-16-16-16	1-11 1/2	1.125	1.63	1 5/8
5605-20-20-20	1 1/4-11 1/2	1.469	1.70	1 7/8
5605-24-24-24	1 1/2-11 1/2	1.703	2.08	2 1/2

Male Pipe Cross

5605

SAE# 140537



Part #	PIPE O.D.	A1 NPTF	A2 NPTF	A3 NPTF	A4 NPTF	N LGTH	M.M.	Y FLATS	Y FLATS	M.M.
5650-04-04-04-04	1/4	1/4-18	1/4-18	1/4-18	1/4-18	1.090	27.69	3/4	0.750	19.00
5650-16-16-16-16	1	1-11 1/2	1-11 1/2	1-11 1/2	1-11 1/2	1.970	50.00	1 5/8	1.625	41.30

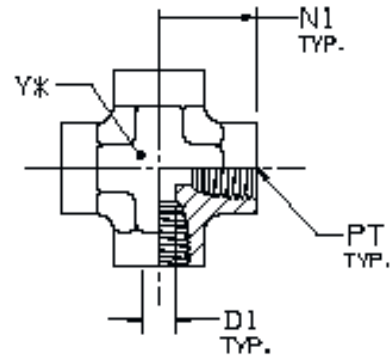
Female Pipe Cross

5652

Female pipe thread (all four ends)
SAE 140538

Parker Number Information
KMMOO

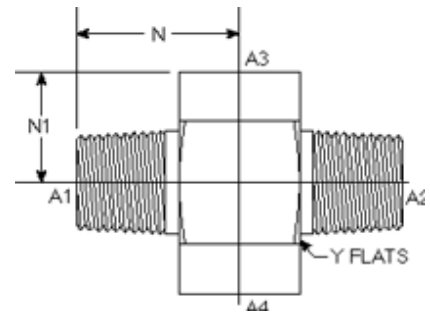
All dimensions are in inches
*Y—ACROSS WRENCH FLATS



TUBE FITTING PART #	PT PORT THD NPTF	D1 DRILL (inch)	N1 (inch)	Y (inch)
5652-2-2-2-2	1/8-27	0.328	0.66	9/16
5652-4-4-4-4	1/4-18	0.422	0.88	3/4
5652-6-6-6-6	3/8-18	0.563	1.02	7/8
5652-8-8-8-8	1/2-14	0.688	1.23	1 1/16
5652-12-12-12-12	3/4-14	0.891	1.36	1 5/16
5652-16-16-16-16	1-11 1/2	1.125	1.63	1 5/8

MP-MP-FP-FP CROSS

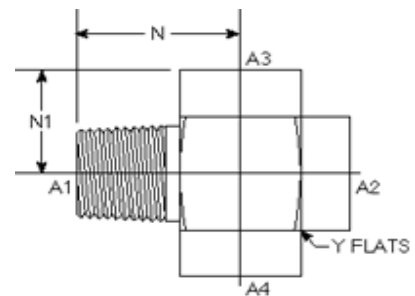
5653



Part #	PIPE O.D.	A1 NPTF	A2 NPTF	A3 NPTF	A4 NPTF	N LGTH	M.M.	N1 LGTH	M.M.	Y FLATS	Y FLATS	M.M.
5653-04-04-04-04	1/4	1/4-18	1/4-18	1/4-18	1/4-18	1.170	29.72	0.880	22.35	7/8	0.875	22.23
5653-06-06-06-06	3/8	3/8-18	3/8-18	3/8-18	3/8-18	1.22	30.99	1.02	25.91	7/8	0.875	22.23

MP-FP-FP-FP CROSS

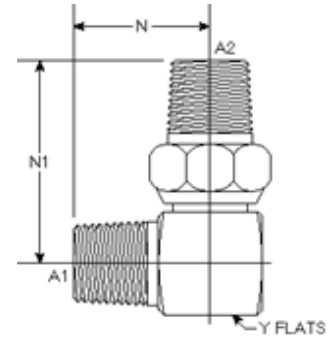
5655



Part #	PIPE O.D.	A1 NPTF	A2 NPTF	A3 NPTF	A4 NPTF	N LGTH	M.M.	N1 LGTH	M.M.	Y FLATS	Y FLATS	M.M.
5655-04-04-04-04	1/4	1/4-18	1/4-18	1/4-18	1/4-18	1.070	27.18	0.880	22.35	3/4	0.750	19.05
5655-06-06-06-06	3/8	3/8-18	3/8-18	3/8-18	3/8-18	1.220	30.99	1.020	25.91	7/8	0.875	22.23
5655-08-08-08-08	1/2	1/2-14	1/2-14	1/2-14	1/2-14	1.470	37.34	1.240	31.50	1 1/8	1.125	28.58
5655-12-12-12-12	3/4	3/4-14	3/4-14	3/4-14	3/4-14	1.580	40.13	1.370	34.80	1 3/8	1.375	34.93
5655-16-16-16-16	1	1-11 1/2	1-11 1/2	1-11 1/2	1-11 1/2	1.97	50.04	1.63	41.40	1 5/8	1.625	41.28

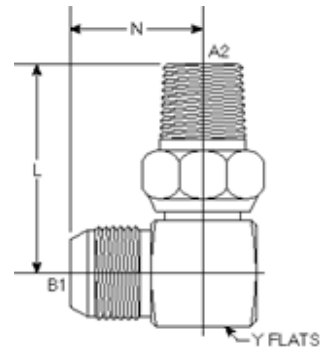
Pipe Thread Fittings

MP-MPS 90°
5700



Part#	PIPE O.D.	A1 NPTF	A2 NPTF	N LGTH	M.M.	N1 LGTH	M.M.	Y FLATS	Y FLATS	M.M.	List Price
5700-04-04	1/4	1/4-18	1/4-18	1.070	27.18	1.155	29.34	5/8	0.625	15.88	
5700-06-06	3/8	9/16-18	3/8-18	1.220	30.99	1.640	41.66	3/4	0.750	19.05	
5700-08-08	1/2	1/2-14	1/2-14	1.490	37.85	2.000	50.80	7/8	0.875	22.23	
5700-12-12	3/4	¹ / ₁₆ -12	3/4-14	1.520	38.61	2.140	54.36	1 1/8	1.125	28.58	

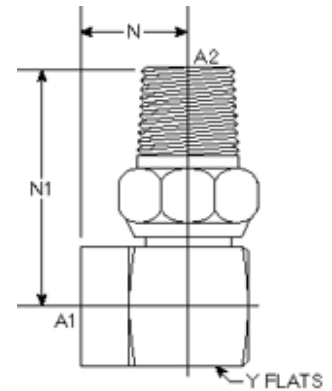
MJ-MPS 90
5701



Part#	PIPE O.D.	B1 NPTF	A2 NPTF	L LGTH	M.M.	N LGTH	M.M.	Y FLATS	Y FLATS	M.M.	List Price
5701-06-04	3/8	9/16-18	1/4-18	1.080	27.43	1.590	40.39	11/16	0.687	17.45	
5701-06-06	3/8	9/16-18	3/8-18	1.140	28.96	1.660	42.16	11/16	0.687	17.45	
5701-08-06	1/2	3/4-16	3/8-18	1.260	32.00	1.660	42.16	13/16	0.812	20.62	
5701-08-08	1/2	3/4-16	1/2-14	1.250	31.75	1.800	45.72	13/16	0.812	20.62	
5701-10-08	5/8	7/8-14	1/2-14	1.470	37.34	2.000	50.80	1	1.000	25.40	
5701-12-12	3/4	¹ / ₁₆ -12	3/4-14	1.670	42.42	2.140	54.36	1 1/8	1.125	28.58	

FP-MPS 90°

5702



Part#	PIPE O.D.	A1 NPTF	A2 NPTF	N LGTH	M.M.	N1 LGTH	M.M.	Y FLATS	Y FLATS	M.M.	List Price
5702-04-04	1/4	1/4-18	1/4-18	0.890	22.61	1.590	40.39	3/4	0.750	19.05	
5702-06-06	3/8	3/8-18	3/8-18	1.030	26.16	1.700	43.18	7/8	0.875	22.23	
5702-08-08	1/2	1/2-14	1/2-14	1.240	31.50	2.010	51.05	1 1/16	1.125	28.58	
5702-12-12	3/4	3/4-14	3/4-14	1.370	34.80	2.250	57.15	1 3/8	1.375	34.93	

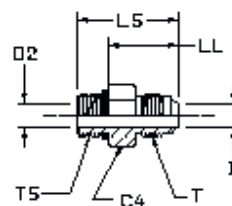
Straight Thread Connector

6400

Flare tube end / straight thread O-ring
SAE 070120

Parker Number Information
F5X

All dimensions are in inches



TUBE FITTING PART #	TUBE O.D. (inch)	T TUBE END UN/UNF-2A	T5 PORT THD UN/UNF-2A	C4 HEX (inch)	D DRILL (inch)	D2 DRILL (inch)	L5 (inch)	LL (inch)
6400-2-2	1/8	5/16-24	5/16-24	7/16	0.062	0.062	1.06	0.76
6400-3-3	3/16	3/8-24	3/8-24	1/2	0.125	0.125	1.10	0.80
6400-3-2	3/16	3/8-24	5/16-24	1/2	0.125	0.062	1.10	0.80
6400-4-4	1/4	7/16-20	7/16-20	9/16	0.172	0.172	1.23	0.87
6400-4-3	1/4	7/16-20	3/8-24	9/16	0.172	0.125	1.19	0.89
6400-4-5	1/4	7/16-20	1/2-20	5/8	0.172	0.234	1.23	0.87
6400-4-6	1/4	7/16-20	9/16-18	11/16	0.172	0.297	1.28	0.89
6400-4-8	1/4	7/16-20	3/4-16	7/8	0.172	0.391	1.38	0.94
6400-4-10	1/4	7/16-20	7/8-14	1	0.172	0.172	1.49	0.99
6400-5-5	5/16	1/2-20	1/2-20	5/8	0.234	0.234	1.23	0.87
6400-5-4	5/16	1/2-20	7/16-20	9/16	0.234	0.172	1.23	0.87
6400-5-6	5/16	1/2-20	9/16-18	11/16	0.234	0.234	1.30	0.91
6400-5-8	5/16	1/2-20	3/4-16	7/8	0.234	0.234	1.37	0.93
6400-6-6	3/8	9/16-18	9/16-18	11/16	0.297	0.297	1.30	0.91
6400-6-4	3/8	9/16-18	7/16-20	5/8	0.297	0.172	1.27	0.91
6400-6-5	3/8	9/16-18	1/2-20	5/8	0.297	0.234	1.27	0.91
6400-6-8	3/8	9/16-18	3/4-16	7/8	0.297	0.391	1.38	0.94
6400-6-10	3/8	9/16-18	7/8-14	1	0.297	0.484	1.50	1.00
6400-6-12	3/8	9/16-18	1 1/16-12	1 1/4	0.297	0.609	1.66	1.07
6400-8-8	1/2	3/4-16	3/4-16	7/8	0.391	0.391	1.48	1.04
6400-8-4	1/2	3/4-16	7/16-20	13/16	0.391	0.172	1.50	1.14
6400-8-6	1/2	3/4-16	9/16-18	13/16	0.391	0.297	1.44	1.05
6400-8-10	1/2	3/4-16	7/8-14	1	0.391	0.484	1.59	1.09
6400-8-12	1/2	3/4-16	1 1/16-12	1 1/4	0.391	0.609	1.77	1.18
6400-8-16	1/2	3/4-16	1 5/16-12	1 1/2	0.391	0.391	1.78	1.19
6400-10-10	5/8	7/8-14	7/8-14	1	0.484	0.484	1.70	1.20
6400-10-6	5/8	7/8-14	9/16-18	11/16	0.484	0.297	1.71	1.32
6400-10-8	5/8	7/8-14	3/4-16	15/16	0.484	0.391	1.64	1.17
6400-10-12	5/8	7/8-14	1 1/16-12	1 1/4	0.484	0.609	1.86	1.27
6400-10-16	5/8	7/8-14	1 5/16-12	1 1/2	0.484	0.484	1.89	1.30
6400-12-12	3/4	1 1/16-12	1 1/16-12	1 1/4	0.609	0.609	1.97	1.38
6400-12-8	3/4	1 1/16-12	3/4-16	1 1/8	0.609	0.391	1.94	1.50
6400-12-10	3/4	1 1/16-12	7/8-14	1 1/8	0.609	0.484	1.88	1.38
6400-12-14	3/4	1 1/16-12	1 3/16-12	1 3/8	0.609	0.609	1.96	1.37
6400-12-16	3/4	1 1/16-12	1 5/16-12	1 1/2	0.609	0.609	1.99	1.40
6400-12-20	3/4	1 1/16-12	1 5/8-12	1 7/8	0.609	0.609	2.08	1.49
6400-14-14	7/8	1 3/16-12	1 3/16-12	1 3/8	0.718	0.718	1.99	1.40
6400-14-16	7/8	1 3/16-12	1 5/16-12	1 1/2	0.718	0.844	2.02	1.43
6400-16-16	1	1 5/16-12	1 5/16-12	1 1/2	0.844	0.844	2.05	1.46
6400-16-8	1	1 5/16-12	3/4-16	1 3/8	0.844	0.391	1.78	1.34
6400-16-10	1	1 5/16-12	7/8-14	1 3/8	0.844	0.484	2.08	1.57
6400-16-12	1	1 5/16-12	1 1/16-12	1 3/8	0.844	0.609	1.99	1.40
6400-16-14	1	1 5/16-12	1 3/16-12	1 3/8	0.844	0.718	2.05	1.46
6400-16-20	1	1 5/16-12	1 5/8-12	1 7/8	0.844	1.078	2.13	1.54
6400-16-24	1	1 5/16-12	1 7/8-12	2 1/8	0.844	0.844	2.20	1.61
6400-20-20	1 1/4	1 5/8-12	1 5/8-12	1 7/8	1.078	1.078	2.17	1.58
6400-20-12	1 1/4	1 5/8-12	1 1/16-12	1 11/16	1.078	0.609	2.30	1.71
6400-20-16	1 1/4	1 5/8-12	1 5/16-12	1 11/16	1.078	0.844	2.33	1.74
6400-20-24	1 1/4	1 5/8-12	1 7/8-12	2 1/8	1.078	1.078	2.24	1.65
6400-24-24	1 1/2	1 7/8-12	1 7/8-12	2 1/8	1.312	1.312	2.38	1.79
6400-24-20	1 1/2	1 7/8-12	1 5/8-12	2	1.312	1.078	2.53	1.94
6400-24-32	1 1/2	1 7/8-12	2 1/2-12	2 3/4	1.312	1.312	2.53	1.94
6400-32-32	2	2 1/2-12	2 1/2-12	2 3/4	1.781	1.781	2.78	2.19
6400-32-24	2	2 1/2-12	1 7/8-12	2 5/8	1.781	1.312	2.94	2.35

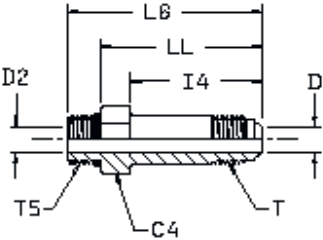
Long Straight Thread Connector

6400L

Flare tube end / straight thread O-ring
SAE 071720

Parker Number Information
FF5X

All dimensions are in inches



TUBE FITTING PART #	TUBE O.D. (inch)	T TUBE END UN/UNF-2A	T5 PORT THD UN/UNF-2A	C4 HEX (inch)	D DRILL (inch)	D2 DRILL (inch)	I4 (inch)	L6 (inch)
6400L-4-4	1/4	7/16-20	7/16-20	9/16	0.172	0.172	1.39	2.08
6400L-6-6	3/8	9/16-18	9/16-18	11/16	0.297	0.297	1.56	2.31
6400L-8-8	1/2	3/4-16	3/4-16	7/8	0.391	0.391	1.88	2.70
6400L-10-10	5/8	7/8-14	7/8-14	1	0.484	0.484	2.09	3.03
6400L-12-12	3/4	1 1/16-12	1 1/16-12	1 1/4	0.609	0.609	2.50	3.61
6400L-16-16	1	1 5/16-12	1 5/16-12	1 1/2	0.844	0.844	2.84	3.98
6400L-20-20	1 1/4	1 5/8-12	1 5/8-12	1 7/8	1.078	1.078	3.47	4.69

Straight Thread Connector

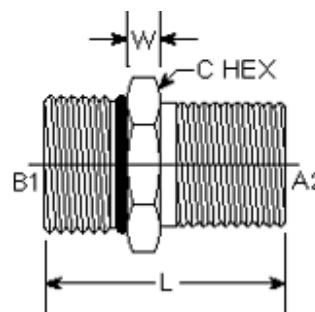
6401

Male pipe thread / straight thread O-ring

Parker Number Information

F5F

All dimensions are in inches



TUBE FITTING PART #	TUBE O.D. (inch)	B1 PORT THD UN/UNF-2A	A2 PORT THD NPTF	W WIDTH (inch)	C HEX (inch)	L LENGTH (inch)
6401-04-02	1/4	7/16-20	1/8-27	0.280	9/16	1.070
6401-04-04	1/4	7/16-20	1/4-18	0.310	9/16	1.230
6401-05-02	5/16	1/2-20	1/8-27	0.290	5/8	1.050
6401-05-04	5/16	1/2-20	1/8-27	0.210	5/8	1.152
6401-06-02	3/8	9/16-18	1/8-27	0.340	11/16	1.110
6401-06-04	3/8	9/16-18	1/4-18	0.310	11/16	1.290
6401-06-06	3/8	9/16-18	3/8-18	0.330	11/16	1.300
6401-06-08	3/8	9/16-18	1/2-14	0.240	7/8	1.390
6401-08-04	1/2	3/4-16	1/4-18	0.240	7/8	1.240
6401-08-06	1/2	3/4-16	3/8-18	0.340	7/8	1.360
6401-08-08	1/2	3/4-16	1/2-14	0.410	7/8	1.550
6401-08-12	1/2	3/4-16	3/4-14	0.260	1 1/8	1.590
6401-10-04	5/8	7/8-14	1/4-18	0.400	1	1.450
6401-10-06	5/8	7/8-14	3/8-18	0.450	1	1.560
6401-10-08	5/8	7/8-14	1/2-14	0.410	1	1.690
6401-10-12	5/8	7/8-14	3/4-14	0.410	1 1/8	1.770
6401-12-06	3/4	1 1/16-12	3/8-18	0.500	1 1/4	1.680
6401-12-08	3/4	1 1/16-12	1/2-14	0.500	1 1/4	1.840
6401-12-12	3/4	1 1/16-12	3/4-14	0.380	1 1/4	1.730
6401-12-16	3/4	1 1/16-12	1-11 1/2	0.460	1 3/8	2.120
6401-14-12	7/8	1 3/16-12	3/4-14	0.490	1 3/8	1.850
6401-14-16	7/8	1 3/16-12	1-11 1/2	0.440	1 3/8	1.980
6401-16-12	1	1 5/16-12	3/4-14	0.540	1 1/2	2.070
6401-16-16	1	1 5/16-12	1-11 1/2	0.500	1 1/2	1.900
6401-16-20	1	1 5/16-12	1 1/4-11 1/2	0.540	1 3/4	2.340
6401-20-12	1 1/4	1 5/8-12	3/4-14	0.540	1 7/8	1.900
6401-20-20	1 1/4	1 5/8-12	1 1/4-11 1/2	0.580	1 7/8	2.170
6401-24-16	1 1/2	1 7/8-12	1-11 1/2	0.670	2 1/8	2.220
6401-24-20	1 1/2	1 7/8-12	1 1/4-11 1/2	0.670	2 1/8	2.250
6401-24-24	1 1/2	1 7/8-12	1 1/2-11 1/2	0.650	2 1/8	2.280
6401-32-32	2	2 1/2-12	2-11 1/2	0.810	2 3/4	2.480

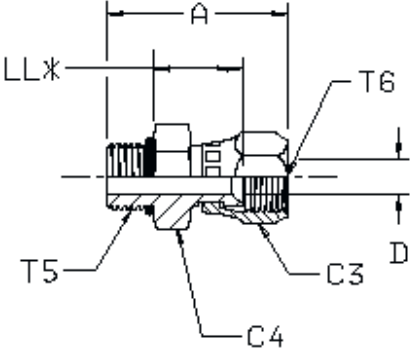
Swivel Straight Thread Connector

6402

Swivel nut end / straight thread O-ring

Parker Number Information
F65X

All dimensions are in inches, except as noted
*LL — PORT FACE TO BASE OF
FLARE SEAT



TUBE FITTING PART #	TUBE O.D. (inch)	T5 TUBE END UN/UNF-2A	T6 SWIVEL UN/UNF-2B	A (inch)	C3 HEX (inch)	C4 HEX (inch)	D DRILL (inch)	LL (inch)
6402-4-4	1/4	7/16-20	7/16-20	1.31				
6402-4-4	1/4	7/16-20	7/16-20	1.31	9/16	9/16	0.172	0.56
6402-6-6	5/16	1/2-20	1/2-20	1.35				
6402-6-6	3/8	9/16-18	9/16-18	1.43	11/16	11/16	0.297	0.61
6402-8-6	3/8	3/4-16	9/16-18	1.50	11/16	7/8	0.297	0.62
6402-8-8	1/2	3/4-16	3/4-16	1.61	7/8	7/8	0.391	0.62
6402-6-8	1/2	9/16-18	3/4-16	1.54	7/8	13/16	0.297	0.73
6402-10-10	5/8	7/8-14	7/8-14	1.84	1	1 1/16	0.484	0.72
6402-12-12	3/4	1 1/16-12	1 1/16-12	2.07	1 1/4	1 1/4	0.609	0.76
6402-16-16	1	1 5/16-12	1 5/16-12	2.28				
6402-16-16	1	1 5/16-12	1 5/16-12	2.28	1 1/2	1 1/2	0.846	0.83
6402-20-20	1 1/4	1 5/8-12	1 5/8-12	2.49				
6402-20-20	1 1/4	1 5/8-12	1 5/8-12	2.49	2	2	1.078	1.01

Female Straight Thread Adapter

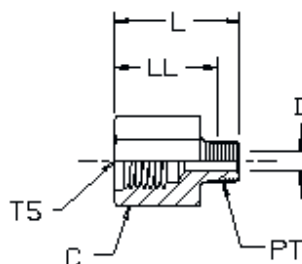
6404

Male Pipe / Female SAE Straight Thread

Parker Number Information

FHG5

All dimensions are in inches



TUBE FITTING PART #	PT PORT THD NPTF	T5 PORT THD UN/UNF-2A	C HEX (inch)	D DRILL (inch)	L (inch)
6404-2-4	1/8-27	7/16-20	11/16	0.187	1.06
6404-2-5	1/8-27	1/2-20	3/4	0.187	1.09
6404-4-6	1/4-18	9/16-18	3/4	0.281	1.36
6404-6-8	3/8-18	3/4-16	1	0.391	1.50
6404-8-10	1/2-14	7/8-14	1 1/4	0.484	1.75
6404-12-8	3/4-14	3/4-16	1 1/8	0.672	1.13

Female Pipe Adapter

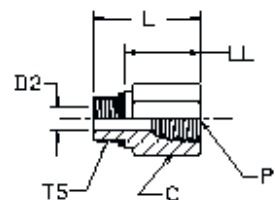
6405

Male Straight thread O-ring / Female pipe thread

Parker Number Information

F5G

All dimensions are in inches



TUBE FITTING PART #	PT PORT THD NPTF	T5 PORT THD UN/UNF-2A	C HEX (inch)	D2 DRILL (inch)	L (inch)
6405-2-2	1/8-27	5/16-24	9/16	0.094	0.91
6405-2-4	1/8-27	7/16-20	9/16	0.172	1.00
6405-4-4	1/4-18	7/16-20	3/4	0.172	1.16
6405-4-5	1/4-18	1/2-20	3/4	0.234	1.19
6405-4-6	1/4-18	9/16-18	3/4	0.297	1.16
6405-6-6	3/8-18	9/16-18	7/8	0.297	1.28
6405-8-6	1/2-14	9/16-18	1 1/8	0.297	1.53
6405-2-8	1/8-27	3/4-16	7/8	0.391	0.80
6405-4-8	1/4-18	3/4-16	7/8	0.391	1.13
6405-6-8	3/8-18	3/4-16	7/8	0.391	1.28
6405-8-8	1/2-14	3/4-16	1 1/8	0.391	1.50
6405-5-10	1/4-18	7/8-14	1	0.500	0.81
6405-6-10	3/8-18	7/8-14	1	0.500	1.31
6405-8-10	1/2-14	7/8-14	1 1/8	0.500	1.53
6405-12-10	3/4-14	7/8-14	1 3/8	0.500	1.63
6405-4-12	1/4-18	1 1/16-12	1 1/4	0.656	1.00
6405-6-12	3/8-18	1 1/16-12	1 1/4	0.656	1.00
6405-8-12	1/2-14	1 1/16-12	1 1/4	0.656	1.41
6405-12-12	3/4-14	1 1/16-12	1 3/8	0.656	1.72
6405-8-14	1/2-14	1 3/16-12	1 3/8	0.719	1.06
6405-12-14	3/4-14	1 3/16-12	1 3/8	0.719	1.69
6405-8-16	1/2-14	1 5/16-12	1 1/2	0.844	1.00
6405-12-16	3/4-14	1 5/16-12	1 1/2	0.844	1.50
6405-16-16	1-11 1/2	1 5/16-12	1 5/8	0.875	1.88
6405-16-20	1-11 1/2	1 5/8-12	1 7/8	1.078	1.00
6405-24-20	1 1/2-14	1 5/8-12	2 1/4	1.078	2.16
6405-20-20	1 1/4-11 1/2	1 5/8-12	2	1.078	1.97
6405-16-24	1-11 1/2	1 7/8-12	2 1/8	1.344	1.00
6405-20-24	1 1/4-11 1/2	1 7/8-12	2 1/8	1.312	1.94
6405-24-24	1 1/2-11 1/2	1 7/8-12	2 1/4	1.344	2.00
6405-32-32	2-11 1/2	2 1/2-12	2 7/8	1.781	2.06

Straight Thread Union

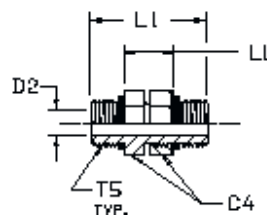
6407/3474

Straight thread O-ring / straight thread O-ring adjustable

Parker Number Information

F5HA

All dimensions are in inches



TUBE FITTING PART #	T5m PORT THD UN/UNF-2A	C4 HEX (inch)	D2 DRILL	L1 (inch)
6407-4-4	7/16-20	9/16	0.203	1.22
6407-6-6	9/16-18	11/16	0.297	1.41
6407-8-8	3/4-16	7/8	0.422	1.56
6407-10-10	7/8-14	1	0.484	1.81
6407-12-12	1 1/16-12	1 1/4	0.656	2.13
6407-16-16	1 5/16-12	1 1/2	0.875	2.13
6407-20-20	1 5/8-12	1 7/8	1.078	2.13
6407-24-24	1 7/8-12	2 1/8	1.344	2.13
6407-32-32	2 1/2-12	2 3/4	1.813	2.13

Hex Head Plug

6408

Hex head / straight thread O-ring

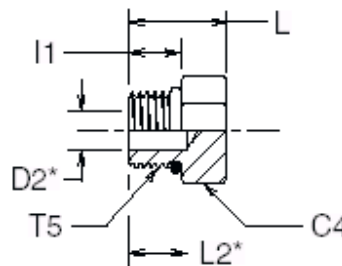
SAE 090109A

Parker Number Information

P5N

*D2 DRILL & L2 DRILL

DEPTHS ARE OPTIONAL



TUBE FITTING PART #	T5 PORT THD UN/UNF-2A	C4 HEX (inch)	D2 DRILL (inch)	I1 (inch)	L (inch)	L2 (inch)
6408-2	5/16-24	7/16	0.094	0.30	0.61	0.38
6408-3	3/8-24	1/2	0.125	0.30	0.61	0.34
6408-4	7/16-20	9/16	0.203	0.36	0.67	0.41
6408-5	1/2-20	5/8	0.234	0.36	0.67	0.39
6408-6	9/16-18	11/16	0.297	0.39	0.73	0.44
6408-8	3/4-16	7/8	0.422	0.44	0.80	0.44
6408-10	7/8-14	1	0.500	0.50	0.94	0.47
6408-12	1 1/16-12	1 1/4	0.656	0.59	1.09	0.59
6408-14	1 3/16-12	1 3/8	0.718	0.59	1.09	0.56
6408-16	1 5/16-12	1 1/2	0.875	0.59	1.13	0.50
6408-20	1 5/8-12	1 7/8	1.094	0.59	1.20	0.41
6408-24	1 7/8-12	2 1/8	1.344	0.59	1.27	0.34
6408-32	2 1/2-12	2 3/4	1.812	0.59	1.44	0.13

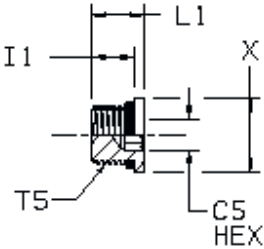
Hollow Hex Plug

6408H

Hollow hex / straight thread O-ring
SAE 090109B

Parker Number Information
HP5N

All dimensions are in inches
C5—ACROSS INTERNAL
HEX FLATS



TUBE FITTING PART #	T5 PORT THD UN/UNF-2A	C5 HEX (inch)	I1 (inch)	L1 (inch)	X DIA (inch)
6408H-2	5/16-24	1/8	0.30	0.39	0.44
6408H-3	3/8-24	1/8	0.30	0.39	0.50
6408H-4	7/16-20	3/16	0.36	0.46	0.56
6408H-5	1/2-20	3/16	0.36	0.46	0.63
6408H-6	9/16-18	1/4	0.40	0.49	0.69
6408H-8	3/4-16	5/16	0.44	0.57	0.88
6408H-10	7/8-14	3/8	0.50	0.63	1.00
6408H-12	1 1/16-12	9/16	0.59	0.75	1.25
6408H-14	1 3/16-12	9/16	0.59	0.75	1.38
6408H-16	1 5/16-12	5/8	0.59	0.75	1.50
6408H-20	1 5/8-12	3/4	0.59	0.75	1.88
6408H-24	1 7/8-12	3/4	0.59	0.77	2.13

Straight Thread Reducer / Expander

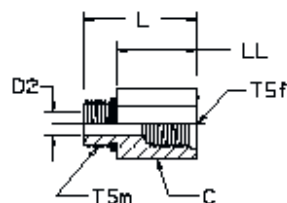
6410

Straight thread O-ring / female straight thread O-ring boss
SAE 090136

Parker Number Information

F5G5

All dimensions are in inches



TUBE FITTING PART #	T5m PORT THD UN/UNF-2A	T5f PORT THD UN/UNF-2B	C HEX (inch)	D2 DRILL	L1 (inch)
6410-4-4	7/16-20	7/16-20	11/16	0.172	1.08
6410-4-6	7/16-20	9/16-18	13/16	0.172	1.16
6410-6-4	9/16-18	7/16-20	11/16	0.297	1.03
6410-6-8	9/16-18	3/4-16	1 1/16	0.297	1.38
6410-8-6	3/4-16	9/16-18	7/8	0.438	1.13
6410-8-10	3/4-16	7/8-14	1 1/8	0.391	1.56
6410-10-6	7/8-14	9/16-18	1	0.484	0.81
6410-10-8	7/8-14	3/4-16	1	0.563	1.31
6410-10-12	7/8-14	1 1/16-12	1 3/8	0.484	1.69
6410-12-8	1 1/16-12	3/4-16	1 1/4	0.625	1.00
6410-12-10	1 1/16-12	7/8-14	1 1/4	0.625	1.53
6410-12-16	1 1/16-12	1 5/16-12	1 5/8	0.625	1.88
6410-16-8	1 5/16-12	3/4-16	1 1/2	0.750	1.00
6410-16-10	1 5/16-12	7/8-14	1 1/2	0.797	1.00
6410-16-12	1 5/16-12	1 1/16-12	1 1/2	0.750	1.75
6410-16-20	1 5/16-12	1 5/8-12	2 1/8	0.875	1.97
6410-20-6	1 5/8-12	9/16-18	1 7/8	1.063	1.00
6410-20-12	1 5/8-12	1 1/16-12	1 7/8	1.063	1.00
6410-20-16	1 5/8-12	1 5/16-12	1 7/8	1.063	1.00
6410-20-24	1 5/8-12	1 7/8-12	2 1/2	1.063	1.88
6410-24-12	1 7/8-12	1 1/16-12	2 1/8	1.250	1.00
6410-24-16	1 7/8-12	1 5/16-12	2 1/8	1.250	1.00
6410-24-20	1 7/8-12	1 5/8-12	2 1/8	1.250	1.75
6410-32-24	2 1/2-12	1 7/8-12	2 3/4	1.780	1.00

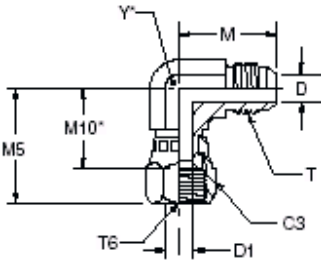
Swivel Nut Elbow

6500

Flare tube end / swivel nut end
SAE 070221

Parker Number Information
C6X

All dimensions are in inches
Y* — ACROSS WRENCH FLATS
M10* — CENTER TO BASE OF FLARE SEAT



TUBE FITTING PART #	TUBE O.D. (inch)	T TUBE END UN/UNF-2A	T6 SWIVEL UN/UNF-2B	C3 HEX (inch)	D DRILL (inch)	D1 DRILL (inch)	M (inch)	M5 (inch)	M10 (inch)	Y (inch)
6500-3-3	3/16	3/8-24	3/8-24	1/2	0.125	0.125	0.83	1.00	0.63	7/16
6500-4-4	1/4	7/16-20	7/16-20	9/16	0.172	0.172	0.89	1.00	0.66	7/16
6500-5-5	5/16	1/2-20	1/2-20	5/8	0.234	0.234	0.95	1.06	0.78	9/16
6500-6-6	3/8	9/16-18	9/16-18	11/16	0.297	0.297	1.06	1.25	0.88	9/16
6500-8-8	1/2	3/4-16	3/4-16	7/8	0.391	0.391	1.25	1.38	0.95	3/4
6500-10-10	5/8	7/8-14	7/8-14	1	0.484	0.484	1.45	1.62	1.13	7/8
6500-12-12	3/4	1 1/16-12	1 1/16-12	1 1/4	0.609	0.609	1.66	1.75	1.19	1 3/16
6500-12-24	3/4	1 1/16-12	1 7/8-12	2 1/4	0.609	1.312	2.11	2.59	1.86	1 7/8
6500-14-14	7/8	1 3/16-12	1 3/16-12	1 3/8	0.718	0.718	1.80	1.78	1.33	1 5/16
6500-16-16	1	1 5/16-12	1 5/16-12	1 1/2	0.844	0.844	1.81	2.00	1.41	1 5/16
6500-16-12	1	1 5/16-12	1 1/16-12	1 1/4	0.844	0.609	1.81	1.87	1.31	1 5/16
6500-20-20	1 1/4	1 5/8-12	1 5/8-12	2	1.078	1.078	2.06	2.31	1.69	1 5/8
6500-24-24	1 1/2	1 7/8-12	1 7/8-12	2 1/4	1.312	1.312	2.33	2.59	1.86	1 7/8
6500-32-32	2	2 1/2-12	2 1/2-12	2 7/8	1.781	1.781	3.06	3.51	2.44	2 1/2

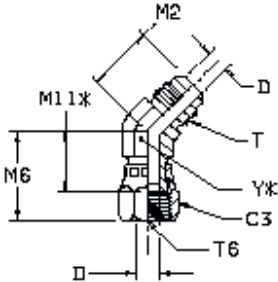
45° Swivel Nut Elbow

6502

Flare tube end / swivel nut end
SAE 070321

Parker Number Information
V6X

All dimensions are in inches
Y* — ACROSS WRENCH FLATS
M11* — CENTER TO BASE OF FLARE SEAT

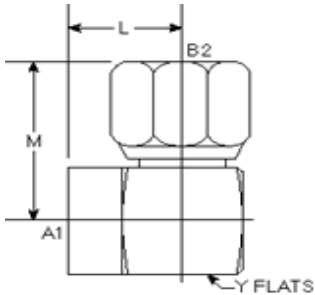


TUBE FITTING PART #	TUBE O.D. (inch)	T TUBE END UN/UNF-2A	T6 SWIVEL UN/UNF-2B	C3 HEX (inch)	D DRILL (inch)	M2 (inch)	M6 (inch)	M11 (inch)	Y (inch)
6502-4-4	1/4	7/16-20	7/16-20	9/16	0.172	0.72	0.94	0.59	7/16
6502-5-5	5/16	1/2-20	1/2-20	5/8	0.234	0.77	1.00	0.63	9/16
6502-6-6	3/8	9/16-18	9/16-18	11/16	0.297	0.83	1.12	0.75	9/16
6502-8-8	1/2	3/4-16	3/4-16	7/8	0.391	0.98	1.28	0.86	3/4
6502-10-10	5/8	7/8-14	7/8-14	1	0.484	1.11	1.44	0.94	7/8
6502-12-12	3/4	1 1/16-12	1 1/16-12	1 1/4	0.609	1.28	1.50	0.94	1 3/16
6502-14-14	7/8	1 3/16-12	1 3/16-12	1 3/8	0.718	1.39	1.62	1.09	1 3/16
6502-16-16	1	1 5/16-12	1 5/16-12	1 1/2	0.844	1.47	1.75	1.16	1 5/16
6502-20-20	1 1/4	1 5/8-12	1 5/8-12	2	1.078	1.59	2.03	1.41	1 5/8
6502-24-24	1 1/2	1 7/8-12	1 7/8-12	2 1/4	1.312	1.78	2.27	1.52	1 7/8
6502-32-32	2	2 1/2-12	2 1/2-12	2 7/8	1.781	2.22	2.76	1.97	2 1/2

O-ring Boss Fittings

Female Pipe Thread / Female JIC 90°

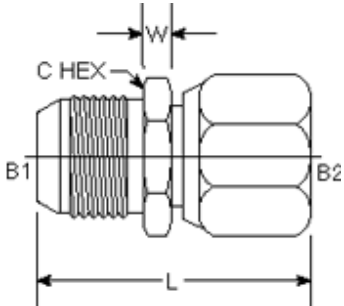
6503



Part#	TUBE O.D.	A1 NPTF	B2 SAE 37	L LGTH	M.M.	M LGTH	M.M.	Y FLATS	Y FLATS	M.M.
6503-04-04-FG	1/4	1/4-18	7/16-20	0.870	22.10	1.130	28.70	3/4	0.750	19.05
6503-04-05	5/16	1/4-18	1/2-20	0.840	21.34	1.390	35.31	3/4	0.750	19.05
6503-04-06	3/8	1/4-18	9/16-18	0.870	22.10	1.290	32.77	3/4	0.750	19.05
6503-06-06	3/8	3/8-18	9/16-18	1.020	25.91	1.360	34.54	7/8	0.875	22.23
6503-06-08	1/2	3/8-18	3/4-16	1.020	25.91	1.430	36.32	7/8	0.875	22.23
6503-08-08	1/2	1/2-14	3/4-16	1.240	31.50	1.540	39.12	1 1/8	1.125	28.58
6503-08-10	5/8	1/2-14	7/8-14	1.240	31.50	1.730	43.94	1 1/8	1.125	28.58
6503-12-12	3/4	3/4-14	1 1/16-12	1.360	34.54	1.860	47.24	1 3/8	1.375	34.93

6504

Straight Male JIC / Female JIC



Part#	TUBE O.D.	B1 SAE 37	B2 SAE 37	L LGTH	M.M.	W WIDTH	C HEX	C HEX	M.M.
6504-04-04	1/4	7/16-20	7/16-20	1.440	36.58	0.258	1/2	0.500	12.70
6504-05-05	-	-	-	-	-	-	-	-	-
6504-06-06	3/8	9/16-18	9/16-18	1.590	40.39	0.279	5/8	0.625	15.88
6504-08-08	1/2	3/4-16	3/4-16	1.750	44.45	0.279	13/16	0.812	20.62
6504-10-10	5/8	7/8-14	7/8-14	2.170	55.12	0.379	15/16	0.937	23.80
6504-12-12	3/4	1 1/16-12	1 1/16-12	2.270	57.66	0.390	1 1/8	1.125	28.58
6504-16-16	1	1 5/16-12	1 5/16-12	2.500	63.50	0.421	1 3/8	1.375	34.90
6504-20-20	1 1/4	1 5/8-12	1 5/8-12	2.700	68.58	0.500	1 11/16	1.687	42.86

Swivel Connector

6505

Swivel nut end / male pipe end

Parker Number Information

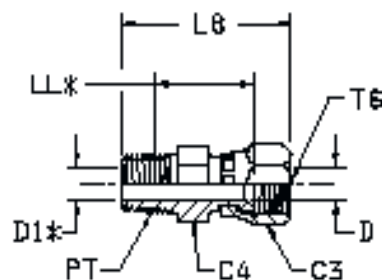
F6X - Body only

All dimensions are in inches

LL* — PORT FACE TO BASE OF FLARE SEAT

D1* DRILL MAY BE PRESENT DUE TO

MANUFACTURING OPTION PER SAE J514



TUBE FITTING PART #	TUBE O.D. (inch)	T6 SWIVEL UN/UNF-2B	PT PORT THD NPTF	C3 (inch)	C4 (inch)	D DRILL (inch)	D1 DRILL (inch)	L8 (inch)	LL (inch)
6505-2-4	1/4	7/16-20	1/8-27	9/16	9/16	0.172	0.172	1.13	0.63
6505-4-4	1/4	7/16-20	1/4-18	9/16	9/16	0.172	0.172	1.46	0.85
6505-4-5	5/16	1/2-20	1/4-18	5/8	5/8	0.234	0.281	1.57	0.88
6505-4-6	3/8	9/16-18	1/4-18	11/16	11/16	0.297	0.297	1.59	0.94
6505-6-6	3/8	9/16-18	3/8-18	11/16	3/4	0.281	0.281	1.59	0.95
6505-6-8	1/2	3/4-16	3/8-18	7/8	7/8	0.391	0.391	1.69	0.95
6505-8-8	1/2	3/4-16	1/2-14	7/8	7/8	0.391	0.391	1.92	1.07
6505-8-10	5/8	7/8-14	1/2-14	1	1	0.484	0.484	2.05	1.07
6505-6-10	5/8	7/8-14	3/8-18	1	1	0.484	0.406	1.87	0.99
6505-12-12	3/4	1 1/16-12	3/4-14	1 1/4	1 1/4	0.609	0.609	2.15	1.15
6505-8-12	3/4	1 1/16-12	1/2-14	1 1/4	1 1/4	0.594	0.531	2.15	1.17
6505-16-16	1	1 5/16-12	1-11 1/2	1 1/2	1 1/2	0.844	0.844	2.50	1.90
6505-12-16	1	1 5/16-12	3/4-14	1 1/2	1 1/2	0.844	0.719	2.33	1.21
6505-20-20	1 1/4	1 5/8-12	1 1/4-11 1/2	2	2	1.078	1.078	2.76	1.47
6505-24-24	1 1/2	1 7/8-12	1 1/2-11 1/2	2 1/4	2 1/4	1.312	1.312	3.05	1.71
6505-32-32	2	2 1/2-12	2-11 1/2	2 7/8	2 5/8	1.781	1.781	3.38	1.98

Female Pipe Swivel Connector

6506

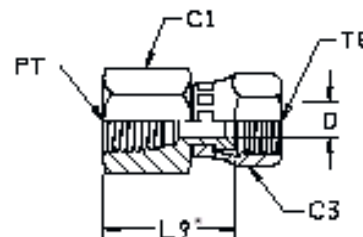
Swivel Nut end / Female pipe end

Parker Number Information

G6X

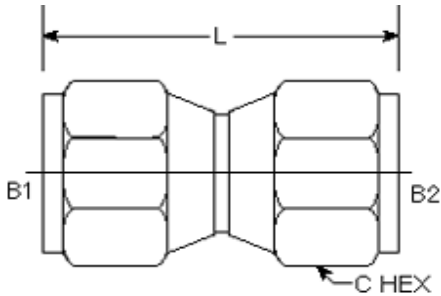
All dimensions are in inches

*L9 -PORT FACE TO BASE OF FLARE SEAT



TUBE FITTING PART #	TUBE O.D. (inch)	T6 SWIVEL UN/UNF-2B	PT PORT THD NPTF	C1 (inch)	C3 HEX (inch)	D (inch)	L9 (inch)
6506-2-4	1/4	7/16-20	1/8-27	9/16	9/16	0.172	0.92
6506-4-4	1/4	7/16-20	1/4-18	3/4	9/16	0.172	1.08
6506-4-6	3/8	9/16-18	1/4-18	3/4	11/16	0.297	1.06
6506-6-6	3/8	9/16-18	3/8-18	7/8	11/16	0.267	1.16
6506-8-6	3/8	9/16-18	1/2-14	1 1/8	11/16	0.297	1.42
6506-6-8	1/2	3/4-16	3/8-18	7/8	7/8	0.391	1.23
6506-8-8	1/2	3/4-16	1/2-14	1 1/8	7/8	0.391	1.48
6506-8-10	5/8	7/8-14	1/2-14	1 1/8	1	0.484	1.47
6506-12-12	3/4	1 1/16-12	3/4-14	1 3/8	1 1/4	0.609	1.51
6506-8-12	3/4	1 1/16-12	1/2-14	1 1/4	1 1/4	0.609	1.50
6506-16-16	1	1 5/16-12	1-11 1/2	1 5/8	1 1/2	0.844	1.85
6506-20-20	1 1/4	1 5/8-12	1 1/4-11 1/2	2	2	1.078	2.17
6506-24-24	1 1/2	1 7/8-12	1 1/2-11 1/2	2 3/8	2 1/4	1.312	2.26
6506-32-32	2	2 1/2-12	2-11 1/2	2 7/8	2 7/8	1.781	2.45

FJS-FJS STRAIGHT
5653



Part#	TUBE O.D.	B1 SAE 37	B2 SAE 37	L LGTH	M.M.	C HEX	C HEX	M.M.
6565-04-04	1/4	7/16-20	7/16-20	1.260	32.00	9/16	0.562	14.28
6565-06-06	3/8	9/16-18	9/16-18	1.330	33.78	11/16	0.688	17.46
6565-08-08	1/2	3/4-16	3/4-16	1.660	42.16	7/8	0.875	22.22
6565-10-10	5/8	7/8-14	7/8-14	1.900	48.26	1	1.000	25.40
6565-12-12	3/8	1 1/16-12	1 1/16-12	2.330	59.18	1 1/4	1.250	31.75
6565-16-16	1	1 5/16-12	1 5/16-12	2.630	66.80	1 1/2	1.500	38.10
6565-20-20	1 1/4	1 5/8-12	1 5/8-12	2.660	67.56	2	2.000	50.80
6565-24-24	1 1/2	1 7/8-12	1 7/8-12	2.880	73.15	2 1/4	2.250	57.15

Swivel Nut Branch Tee

6600

Flare tube ends / swivel nut end

SAE 070433

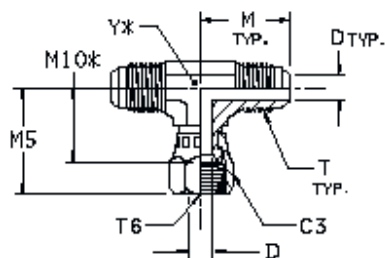
Parker Number Information

S6X

All dimensions are in inches

Y* — ACROSS WRENCH FLATS

M10* — CENTER TO BASE OF FLARE SEAT



TUBE FITTING PART #	TUBE O.D. (inch)	T TUBE END UN/UNF-2A	T6 SWIVEL UN/UNF-2B	C3 HEX (inch)	D DRILL (inch)	M (inch)	M5 (inch)	M10 (inch)	Y (inch)
6600-4-4-4	1/4	7/16-20	7/16-20	9/16	0.172	0.89	1.00	0.66	7/16
6600-5-5-5	5/16	1/2-20	1/2-20	5/8	0.234	0.95	1.16	0.68	9/16
6600-6-6-6	3/8	9/16-18	9/16-18	11/16	0.297	1.06	1.25	0.88	9/16
6600-8-8-8	1/2	3/4-16	3/4-16	7/8	0.391	1.25	1.38	0.95	3/4
6600-10-10-10	5/8	7/8-14	7/8-14	1	0.484	1.45	1.62	1.13	7/8
6600-12-12-12	3/4	1 1/16-12	1 1/16-12	1 1/4	0.609	1.66	1.75	1.19	1 1/16
6600-14-14-14	7/8	1 3/16-12	1 3/16-12	1 3/8	0.718	1.80	1.78	1.33	1 5/16
6600-16-16-16	1	1 5/16-12	1 5/16-12	1 1/2	0.844	1.81	2.00	1.41	1 5/16
6600-20-20-20	1 1/4	1 5/8-12	1 5/8-12	2	1.078	2.06	2.31	1.69	1 5/8
6600-24-24-24	1 1/2	1 7/8-12	1 7/8-12	2 1/4	1.312	2.33	2.67	1.92	1 7/8

Swivel Nut Run Tee

6602

Flare tube ends / swivel nut end

SAE 070432

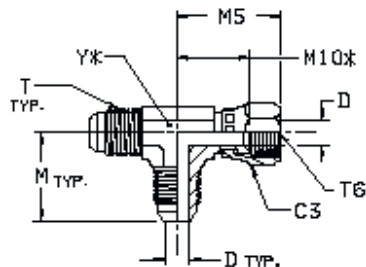
Parker Number Information

R6X

All dimensions are in inches

Y* — ACROSS WRENCH FLATS

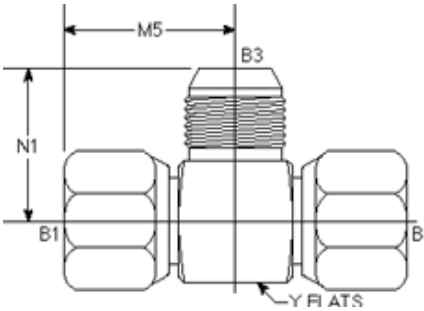
M10* — CENTER TO BASE OF FLARE SEAT



HOSE FITTING PART #	TUBE O.D. (inch)	T TUBE END UN/UNF-2A	T6 SWIVEL UN/UNF-2B	C3 HEX (inch)	D DRILL (inch)	M (inch)	M5 (inch)	M10 (inch)	Y (inch)
6602-4-4-4	1/4	7/16-20	7/16-20	9/16	0.172	0.89	1.00	0.66	7/16
6602-5-5-5	5/16	1/2-20	1/2-20	5/8	0.234	0.95	1.06	0.78	9/16
6602-6-6-6	3/8	9/16-18	9/16-18	11/16	0.297	1.06	1.25	0.88	9/16
6602-8-8-8	1/2	3/4-16	3/4-16	7/8	0.391	1.25	1.38	0.95	3/4
6602-10-10-10	5/8	7/8-14	7/8-14	1	0.484	1.45	1.62	1.13	7/8
6602-12-12-12	3/4	1 1/16-12	1 1/16-12	1 1/4	0.609	1.66	1.75	1.19	1 1/16
6602-14-14-14	7/8	1 3/16-12	1 3/16-12	1 3/8	0.718	1.80	1.78	1.33	1 5/16
6602-16-16-16	1	1 5/16-12	1 5/16-12	1 1/2	0.844	1.81	2.00	1.41	1 5/16
6602-20-20-20	1 1/4	1 5/8-12	1 5/8-12	2	1.078	2.06	2.31	1.69	1 5/8
6602-24-24-24	1 1/2	1 7/8-12	1 7/8-12	2 1/4	1.312	2.33	2.59	1.86	1 7/8

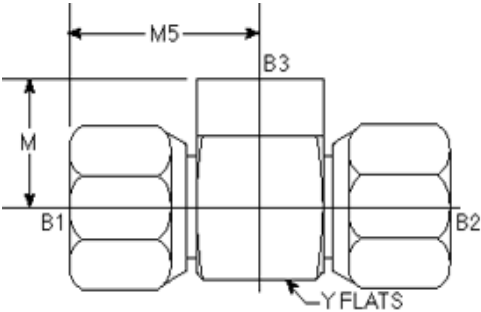
O-ring Boss Fittings

FJS-FJS-MJ TEE
6603



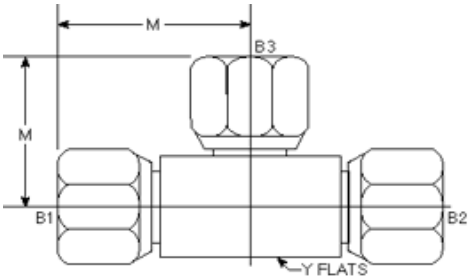
Part#	TUBE O.D.	B1 SAE 37	B2 SAE 37	B3 SAE 37	M5 LGTH	M.M.	N1 LGTH	M.M.	Y FLATS	Y FLATS	M.M.
6603-04-04-04	1/4	7/16-20	7/16-20	7/16-20	0.997	25.32	0.889	22.58	1/2	0.500	12.70
6603-08-08-08	1/2	3/4-16	3/4-16	3/4-16	1.380	35.05	1.250	31.75	13/16	0.812	20.62
6603-10-10-10	5/8	7/8-14	7/8-14	7/8-14	1.550	39.37	1.457	37.01	1 5/16	0.937	23.81
6603-12-12-12	3/4	1 1/16-12	1 1/16-12	1 1/16-12	1.750	44.45	1.660	42.16	1 1/8	1.125	28.58
6603-16-16-16	1	1 5/16-12	1 5/16-12	1 5/16-12	2.010	51.05	1.794	45.57	1 3/8	1.375	34.93

FJS-FJS-FP TEE
6605



Part#	TUBE O.D.	B1 SAE 37	B2 SAE 37	B3 SAE 37	M LGTH	M.M.	M5 LGTH	M.M.	Y FLATS	Y FLATS	M.M.
6605-04-04-04	1/4	7/16-20	7/16-20	1/4-18	0.870	22.10	1.150	29.21	3/4	0.750	19.05

FJS-FJS-FJS TEE
6606



Part#	TUBE O.D.	B1 SAE 37	B2 SAE 37	B3 SAE 37	M LGTH	M.M.	Y FLATS	Y FLATS	M.M.
6606-04-04-04	1/4	7/16-20	7/16-20	7/16-20	1.000	25.40	1/2	0.500	12.70
6606-06-06-06	3/8	9/16-18	9/16-18	9/16-18	1.250	31.75	5/8	0.625	15.88
6606-08-08-08	1/2	3/4-16	3/4-16	3/4-16	1.380	35.05	13/16	0.812	20.62
6606-10-10-10	5/8	7/8-14	7/8-14	7/8-14	1.620	41.15	15/16	0.937	23.80
6606-12-12-12	3/4	1 1/16-12	1 1/16-12	1 1/16-12	1.750	44.45	1 1/16	1.625	41.27
6606-16-16-16	1	1 5/16-12	1 5/16-12	1 5/16-12	2.000	50.80	1 3/8	1.375	34.92

Straight Thread Elbow

6801

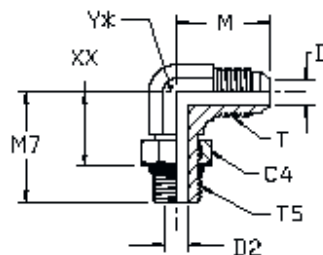
Flare tube end / straight thread O-ring
SAE 070220

Part Number Information

C5X

All dimensions are in inches

*Y—ACROSS WRENCH FLATS



TUBE FITTING PART #	TUBE O.D. (inch)	T TUBE END UN/UNF-2A	T5 PORT THD UN/UNF-2A	C4 HEX (inch)	D DRILL (inch)	D2 DRILL (inch)	M (inch)	M7 (inch)	Y (inch)
6801-2-2	1/8	5/16-24	5/16-24	7/16	0.062	0.062	0.78	0.94	7/16
6801-3-3	3/16	3/8-24	3/8-24	1/2	0.125	0.125	0.83	0.94	7/16
6801-4-4	1/4	7/16-20	7/16-20	9/16	0.172	0.172	0.89	1.03	7/16
6801-4-6	1/4	7/16-20	9/16-18	11/16	0.172	0.297	1.05	1.25	9/16
6801-5-5	5/16	1/2-20	1/2-20	5/8	0.234	0.234	0.95	1.13	9/16
6801-5-4	5/16	1/2-20	7/16-18	9/16	0.234	0.172	0.95	1.13	9/16
6801-5-6	5/16	1/2-20	9/16-18	11/16	0.234	0.297	0.94	1.25	9/16
6801-6-6	3/8	9/16-18	9/16-18	11/16	0.297	0.297	1.06	1.25	9/16
6801-6-4	3/8	9/16-18	7/16-20	9/16	0.297	0.172	1.06	1.19	9/16
6801-6-5	3/8	9/16-18	1/2-20	5/8	0.297	0.234	1.06	1.19	9/16
6801-6-8	3/8	9/16-18	3/4-16	7/8	0.297	0.391	1.14	1.45	3/4
6801-6-10	3/8	9/16-18	7/8-14	1	0.297	0.484	1.23	1.70	7/8
6801-8-8	1/2	3/4-16	3/4-16	7/8	0.391	0.391	1.25	1.45	3/4
6801-8-4	1/2	3/4-16	7/16-20	9/16	0.391	0.172	1.25	1.27	3/4
6801-8-6	1/2	3/4-16	9/16-18	11/16	0.391	0.297	1.25	1.36	3/4
6801-8-10	1/2	3/4-16	7/8-14	1	0.391	0.484	1.34	1.70	7/8
6801-8-12	1/2	3/4-16	1 1/16-12	1 1/4	0.391	0.609	1.42	1.94	1 1/16
6801-8-16	1/2	3/4-16	1 5/16-12	1 1/2	0.391	0.844	1.54	2.05	1 5/16
6801-10-10	5/8	7/8-14	7/8-14	1	0.484	0.484	1.45	1.70	7/8
6801-10-6	5/8	7/8-14	9/16-18	11/16	0.484	0.297	1.45	1.41	7/8
6801-10-8	5/8	7/8-14	3/4-16	7/8	0.484	0.391	1.45	1.55	7/8
6801-10-12	5/8	7/8-14	1 1/16-12	1 1/4	0.484	0.609	1.53	1.94	1 1/16
6801-10-16	5/8	7/8-14	1 5/16-12	1 1/2	0.484	0.844	1.64	2.05	1 5/16
6801-12-12	3/4	1 1/16-12	1 1/16-12	1 1/4	0.609	0.609	1.66	1.94	1 1/16
6801-12-8	3/4	1 1/16-12	3/4-16	7/8	0.609	0.391	1.66	1.63	1 1/16
6801-12-10	3/4	1 1/16-12	7/8-14	1	0.609	0.484	1.66	1.78	1 1/16
6801-12-14	3/4	1 1/16-12	1 3/16-12	1 3/8	0.609	0.718	1.77	2	1 5/16
6801-12-16	3/4	1 1/16-12	1 5/16-12	1 1/2	0.609	0.844	1.81	2.05	1 5/16
6801-12-20	3/4	1 1/16-12	1 5/8-12	1 7/8	0.609	1.078	1.97	2.25	1 5/8
6801-14-14	7/8	1 3/16-12	1 3/16-12	1 3/8	0.718	0.718	1.73	2.00	1 5/16
6801-16-16	1	1 5/16-12	1 5/16-12	1 1/2	0.844	0.844	1.81	2.05	1 5/16
6801-16-12	1	1 5/16-12	1 1/16-12	1 1/4	0.844	0.609	1.81	2.05	1 5/16
6801-16-14	1	1 5/16-12	1 3/16-12	1 3/8	0.844	0.718	1.81	2.07	1 5/16
6801-16-20	1	1 5/16-12	1 5/8-12	1 7/8	0.844	1.078	2.01	2.25	1 5/8
6801-16-24	1	1 5/16-12	1 7/8-12	2 1/8	0.844	1.312	2.16	2.39	1 7/8
6801-20-20	1 1/4	1 5/8-12	1 5/8-12	1 7/8	1.078	1.078	2.06	2.25	1 5/8
6801-20-16	1 1/4	1 5/8-12	1 5/16-12	1 1/2	1.078	0.844	2.06	2.25	1 5/8
6801-20-24	1 1/4	1 5/8-12	1 7/8-12	2 1/8	1.078	1.312	2.20	2.39	1 7/8
6801-24-24	1 1/2	1 7/8-12	1 7/8-12	2 1/8	1.312	1.312	2.33	2.39	1 7/8
6801-24-20	1 1/2	1 7/8-12	1 5/8-12	1 7/8	1.312	1.078	2.33	2.39	1 7/8
6801-32-32	2	2 1/2-12	2 1/2-12	2 3/4	1.781	1.781	3.06	2.89	2 1/2

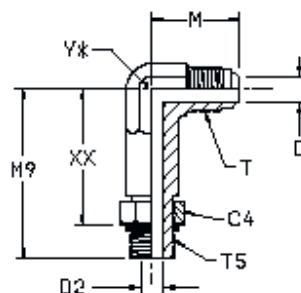
Extra Long Straight Thread Elbow

6801LL

Flare tube end / straight thread O-ring
SAE 071520

Part Number Information
CC5X

All dimensions are in inches



TUBE FITTING PART #	TUBE O.D. (inch)	T TUBE END UN/UNF-2A	T5 PORT THD UN/UNF-2A	C4 HEX (inch)	D DRILL (inch)	D2 DRILL (inch)	M (inch)	M9 (inch)	Y (inch)
6801LL-4-4	1/4	7/16-20	7/16-20	9/16	0.172	0.172	1.00	1.73	9/16
6801LL-6-6	3/8	9/16-18	9/16-18	11/16	0.297	0.297	1.06	2.08	9/16
6801LL-8-8	1/2	3/4-16	3/4-16	7/8	0.391	0.391	1.25	2.50	7/8
6801LL-10-10	5/8	7/8-14	7/8-14	1	0.484	0.484	1.45	2.89	7/8
6801LL-12-12	3/4	1 1/16-12	1 1/16-12	1 1/4	0.609	0.609	1.66	3.34	1 1/16
6801LL-16-16	1	1 5/16-12	1 5/16-12	1 1/2	0.844	0.844	1.81	3.72	1 5/16

45° Straight Thread Elbow

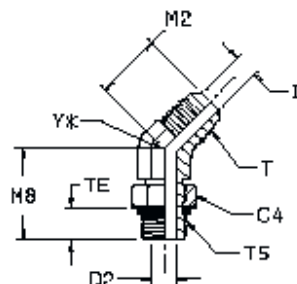
6802

Flare tube end / straight thread O-ring
SAE 070320

Parker Number Information
V5X

All dimensions are in inches

*Y—ACROSS WRENCH FLATS



TUBE FITTING PART #	TUBE O.D. (inch)	T TUBE END UN/UNF-2A	T5 PORT THD UN/UNF-2A	C4 HEX (inch)	D DRILL (inch)	D2 DRILL (inch)	M2 (inch)	M8 (inch)	TE (inch)	Y (inch)
6802-4-4	1/4	7/16-20	7/16-20	9/16	0.172	0.172	0.72	1.05	0.39	7/16
6802-4-6	1/4	7/16-20	9/16-18	11/16	0.172	0.297	0.82	1.14	0.43	9/16
6802-5-5	5/16	1/2-20	1/2-20	5/8	0.234	0.234	0.77	1.05	0.39	9/16
6802-6-6	3/8	9/16-18	9/16-18	11/16	0.297	0.297	0.83	1.14	0.43	9/16
6802-6-4	3/8	9/16-18	7/16-20	9/16	0.297	0.172	0.83	1.08	0.39	9/16
6802-6-8	3/8	9/16-18	3/4-16	7/8	0.297	0.391	0.86	1.30	0.49	3/4
6802-8-8	1/2	3/4-16	3/4-16	7/8	0.391	0.391	0.98	1.30	0.49	3/4
6802-8-6	1/2	3/4-16	9/16-18	11/16	0.391	0.297	0.98	1.09	0.43	3/4
6802-8-10	1/2	3/4-16	7/8-14	1	0.391	0.484	1.00	1.52	0.56	7/8
6802-8-12	1/2	3/4-16	1 1/16-12	1 1/4	0.391	0.609	1.06	1.66	0.65	1 1/16
6802-10-10	5/8	7/8-14	7/8-14	1	0.484	0.484	1.11	1.52	0.56	7/8
6802-10-8	5/8	7/8-14	3/4-16	7/8	0.484	0.391	1.11	1.38	0.49	7/8
6802-10-12	5/8	7/8-14	1 1/16-12	1 1/4	0.484	0.609	1.16	1.73	0.65	1 1/16
6802-12-12	3/4	1 1/16-12	1 1/16-12	1 1/4	0.609	0.609	1.28	1.73	0.65	1 1/16
6802-12-10	3/4	1 1/16-12	7/8-14	1	0.609	0.484	1.28	1.58	0.56	1 1/16
6802-12-16	3/4	1 1/16-12	1 5/16-12	1 1/2	0.609	0.844	1.42	1.86	0.65	1 5/16
6802-14-14	7/8	1 3/16-12	1 3/16-12	1 3/8	0.718	0.718	1.45	1.86	0.65	1 5/16
6802-16-16	1	1 5/16-12	1 5/16-12	1 1/2	0.844	0.844	1.47	1.86	0.65	1 5/16
6802-16-12	1	1 5/16-12	1 1/16-12	1 1/2	0.844	0.609	1.47	1.86	0.65	1 5/16
6802-16-20	1	1 5/16-12	1 5/8-12	1 7/8	0.844	1.078	1.55	1.91	0.65	1 5/8
6802-20-20	1 1/4	1 5/8-12	1 5/8-12	1 7/8	1.078	1.078	1.59	1.91	0.65	1 5/8
6802-20-16	1 1/4	1 5/8-12	1 5/16-12	1 1/2	1.078	0.844	1.59	1.91	0.65	1 5/8
6802-24-24	1 1/2	1 7/8-12	1 7/8-12	2 1/8	1.312	1.312	1.78	1.91	0.65	1 7/8
6802-32-32	2	2 1/2-12	2 1/2-12	2 3/4	1.781	1.781	2.22	1.86	0.65	2 1/2

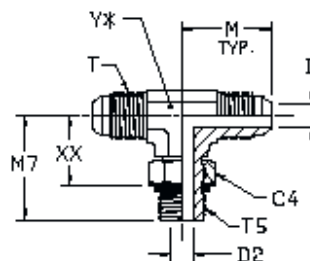
Straight Thread Branch Tee

6803

Flare tube ends / straight thread O-ring
SAE 070429

Parker Number Information
S5X

All dimensions are in inches



HOSE FITTING PART #	TUBE O.D. (inch)	T TUBE END UN/UNF-2A	T5 PORT THD UN/UNF-2A	C4 HEX (inch)	D DRILL (inch)	D2 DRILL (inch)	M (inch)	M7 (inch)	Y (inch)
6803-4-4-4	1/4	7/16-20	7/16-20	9/16	0.172	0.172	0.89	1.03	7/16
6803-5-5-5	5/16	1/2-20	1/2-20	5/8	0.234	0.234	0.97	1.13	9/16
6803-6-6-6	3/8	9/16-18	9/16-18	11/16	0.297	0.297	1.06	1.25	9/16
6803-6-6-8	3/8	9/16-18	3/4-16	7/8	0.297	0.391	1.14	1.45	3/4
6803-8-8-8	1/2	3/4-16	3/4-16	7/8	0.391	0.391	1.25	1.45	3/4
6803-10-10-10	5/8	7/8-14	7/8-14	1	0.484	0.484	1.45	1.70	7/8
6803-12-12-12	3/4	1 1/16-12	1 1/16-12	1 1/4	0.609	0.609	1.66	1.94	1 1/16
6803-16-16-16	1	1 5/16-12	1 5/16-12	1 1/2	0.844	0.844	1.81	2.05	1 5/16
6803-20-20-20	1 1/4	1 5/8-12	1 5/8-12	1 7/8	1.078	1.078	2.06	2.25	1 5/8
6803-24-24-24	1 1/2	1 7/8-12	1 7/8-12	2 1/8	1.312	1.312	2.33	2.39	1 7/8
6803-32-32-32	2	2 1/2-12	2 1/2-12	2 3/4	1.781	1.781	3.06	2.89	2.50

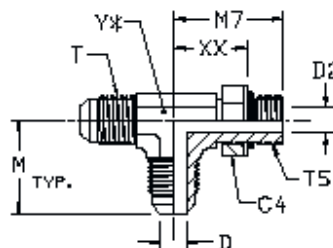
Straight Thread Run Tee

6804

Flare tube ends / straight thread O-ring
SAE 070428

Parker Number Information
R5X

All dimensions are in inches



TUBE FITTING PART #	TUBE O.D. (inch)	T TUBE END UN/UNF-2A	T5 PORT THD UN/UNF-2A	C4 HEX (inch)	D DRILL (inch)	D2 DRILL (inch)	M (inch)	M7 (inch)	Y (inch)
6804-4-4-4	1/4	7/16-20	7/16-20	9/16	0.172	0.172	0.89	1.03	7/16
6804-5-5-5	5/16	1/2-20	1/2-20	5/8	0.234	0.234	0.97	1.13	9/16
6804-6-6-6	3/8	9/16-18	9/16-18	11/16	0.297	0.297	1.06	1.25	9/16
6804-8-8-8	1/2	3/4-16	3/4-16	7/8	0.391	0.391	1.25	1.45	3/4
6804-10-10-10	5/8	7/8-14	7/8-14	1	0.484	0.484	1.45	1.70	7/8
6804-12-12-12	3/4	1 1/16-12	1 1/16-12	1 1/4	0.609	0.609	1.66	1.94	1 1/16
6804-16-16-16	1	1 5/16-12	1 5/16-12	1 1/2	0.844	0.844	1.81	2.05	1 5/16
6804-20-20-20	1 1/4	1 5/8-12	1 5/8-12	1 7/8	1.078	1.078	2.06	2.25	1 5/8
6804-24-24-24	1 1/2	1 7/8-12	1 7/8-12	2 1/8	1.312	1.312	2.33	2.39	1 7/8
6804-32-32-32	2	2 1/2-12	2 1/2-12	2 3/4	1.781	1.781	3.06	2.89	2 1/2

Female Pipe Elbow

6805

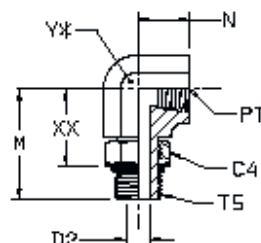
Straight thread O-ring / Female pipe thread

Parker Number Information

AEG

All dimensions are in inches

*Y—ACROSS WRENCH FLATS



TUBE FITTING PART #	PT PORT THD NPTF	T5 PORT THD UN/UNF-2A	C4 HEX (inch)	D2 DRILL	M (inch)	N (inch)	Y (inch)
6805-6-4	1/4-18	9/16-18	11/16	0.297	1.34	0.63	3/4
6805-8-6	3/8-18	3/4-16	7/8	0.391	1.47	0.63	7/8
6805-10-8	1/2-14	7/8-14	1	0.484	1.81	0.75	1 1/16
6805-12-12	3/4-14	1 1/16-12	1 1/4	0.609	2.00	0.81	1 5/16
6805-16-16	1-11 1/2	1 5/16-12	1 1/2	0.844	2.25	1.00	1 5/8

Extra Long Female Pipe Elbow

6805LL

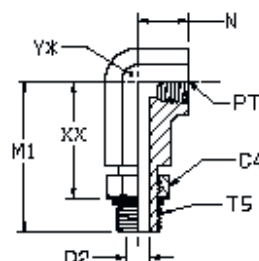
Straight thread O-ring / Female pipe thread

Parker Number Information

AE4G

All dimensions are in inches

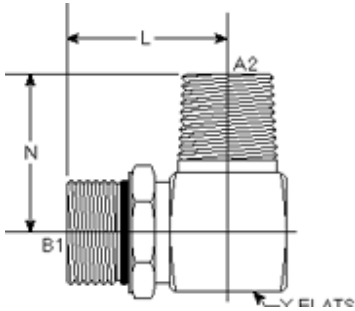
*Y—ACROSS WRENCH FLATS



TUBE FITTING PART #	PT PORT THD NPTF	T5 PORT THD UN/UNF-2A	C4 HEX (inch)	D2 DRILL	M1 (inch)	N (inch)	Y (inch)
6805LL-8-6	3/8-18	3/4-16	7/8	0.391	2.94	0.63	7/8
6805LL-10-8	1/2-14	7/8-14	1	0.484	3.56	0.75	1 1/16
6805LL-12-12	3/4-14	1 1/16-12	1 1/4	0.609	4.06	0.81	1 5/16
6805LL-16-16	1-11 1/2	1 5/16-12	1 1/2	0.844	4.63	1.00	1 5/8

O-ring Boss Fittings

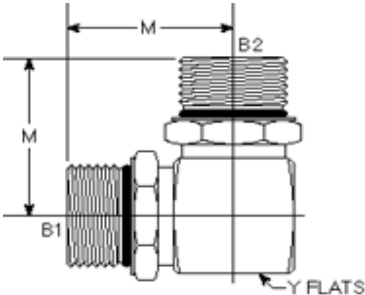
MAORB-MP 90°
6806



Part#	PORT O.D.	B1 THREAD	A2 THREAD	L LGTH	M.M.	N LGTH	M.M.	Y FLATS	Y FLATS	M.M.
6806-04-02-NWO	1/4	7/16-20	1/8-27	1.030	26.16	0.780	19.81	1/2	0.500	12.70
6806-04-04-NWO	1/4	7/16-20	1/4-18	1.090	27.69	1.090	27.69	5/8	0.625	15.88
6806-05-02-NWO	5/16	1/2-20	1/8-27	1.090	27.69	0.780	19.81	9/16	0.562	14.27
6806-06-04-NWO	3/8	9/16-18	1/4-18	1.250	31.75	1.090	27.69	5/8	0.625	15.88
6806-06-06-NWO	3/8	9/16-18	3/8-18	1.350	34.29	1.220	30.99	13/16	0.812	20.62
6806-08-06-NWO	1/2	3/4-16	3/8-18	1.450	36.83	1.220	30.99	13/16	0.812	20.62
6806-08-08-NWO	1/2	3/4-16	1/2-14	1.520	38.61	1.470	37.34	15/16	0.937	23.80
6806-10-08-NWO	5/8	7/8-14	1/2-14	1.700	43.18	1.470	37.34	15/16	0.937	23.80
6806-12-12-NWO	3/4	1 1/16-12	3/4-14	1.940	49.28	1.590	40.39	1 1/8	1.125	28.58
6806-12-16-NWO	3/4	1 1/16-12	1-11 1/2	2.060	52.32	1.960	49.78	1 3/8	1.375	34.93
6806-14-12-NWO	7/8	1 3/16-12	3/4-14	2.000	50.80	1.690	42.93	1 1/4	1.250	31.75
6806-16-12-NWO	1	1 5/16-12	3/4-14	2.040	51.82	1.700	43.18	1 3/8	1.375	34.93
6806-16-16-NWO	1	1 5/16-12	1-11 1/2	2.050	52.07	1.970	50.04	1 3/8	1.375	34.93
6806-20-20-NWO	1 1/4	1 5/8-12	1 1/4-11 1/2	2.250	57.15	2.380	60.45	1 3/4	1.750	44.45
6806-24-24-NWO	1 1/2	1 7/8-12	1 1/2-11 1/2	2.390	60.71	2.640	67.06	2	2.000	50.80
6806-32-32-NWO	2	2 1/2-12	2-11 1/2	2.890	73.41	3.000	76.20	2 5/8	2.625	66.68

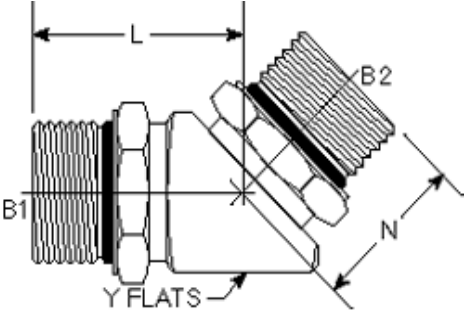
O-ring Boss Fittings

MAORB-MAORB 90°
6807



Part#	PORT O.D.	B1 THREAD	A2 THREAD	M LGTH	M.M.	Y FLATS	Y FLATS	M.M.
6807-04-04-NWO	1/4	7/16-20	7/16-20	1.090	27.69	5/8	0.625	15.88
6807-06-06-NWO	3/8	9/16-18	9/16-18	1.220	30.99	13/16	0.937	23.80
6807-08-08-NWO	1/2	3/4-16	3/4-16	1.470	37.34	15/16	0.937	23.80
6807-10-10-NWO	5/8	7/8-14	7/8-14	1.470	37.34	15/16	0.937	23.80
6807-12-12-NWO	3/4	1 1/16-12	1 1/16-12	1.590	40.39	1 1/8	1.125	28.58
6807-16-16-NWO	1	1 5/16-12	1 5/16-12	1.970	50.04	1 3/8	1.375	34.93
6807-20-20-NWO	1 1/4	1 5/8-12	1 5/8-12	2.380	60.45	1 3/4	1.750	44.45
6807-24-24-NWO	1 1/2	1 7/8-12	1 7/8-12	2.640	67.06	2	2.000	50.80

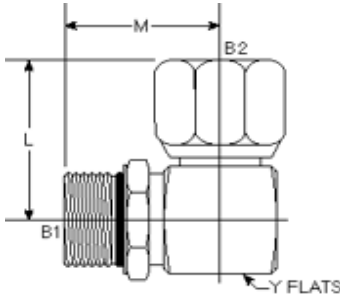
MAORB-MAORB 45°
6808



Part#	PORT O.D.	B1 THREAD	B2 THREAD	L LGTH	M.M.	N LGTH	M.M.	Y FLATS	Y FLATS	M.M.
6808-16-16-NWO	1	1 5/16-12	1 5/16-12	1.900	48.26	1.720	43.69	1 3/8	1.375	34.93

O-ring Boss Fittings

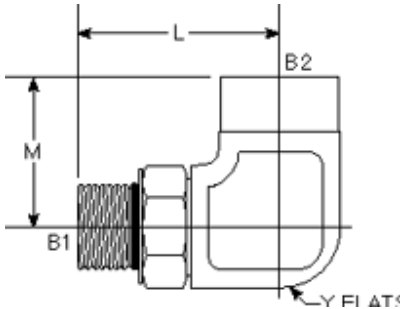
MAORB-FJS 90°
6809



Part#	PORT O.D.	B1 THREAD	B2 THREAD	L LGTH	M.M.	M LGTH	M.M.	Y FLATS	Y FLATS	M.M.
6809-04-04-NWO	1/4	7/16-20	7/16-20	1.038	26.35	1.000	25.40	1/2	0.500	12.70
6809-06-04-NWO	3/8	9/16-18	7/16-20	1.123	28.51	1.250	31.75	5/8	0.625	15.88
6809-06-06-NWO	3/8	9/16-18	9/16-18	1.250	31.75	1.250	31.75	5/8	0.625	15.88
6809-08-06-NWO	1/2	3/4-16	9/16-18	1.310	33.27	1.460	37.08	13/16	0.812	20.62
6809-08-08-NWO	1/2	3/4-16	3/4-16	1.390	35.31	1.450	36.83	13/16	0.812	20.62
6809-08-12-NWO	-	-	-	-	-	-	-	-	-	-
6809-10-10-NWO	5/8	7/8-14	7/8-14	1.600	40.64	1.700	43.18	15/16	0.937	23.80
6809-12-10-NWO	3/4	1 1/16-12	7/8-14	1.710	43.43	1.940	49.28	1 1/8	1.125	28.58
6809-12-12-NWO	3/4	1 1/16-12	1 1/16-12	1.740	44.20	1.940	49.28	1 1/8	1.125	28.58
6809-16-16-NWO	1	1 5/16-12	1 5/16-12	2.010	51.05	2.040	51.82	1 3/8	1.375	34.93
6809-20-20-NWO	1 1/4	1 5/8-12	1 5/8-12	2.300	58.42	2.260	57.40	1 3/4	1.750	44.45

O-ring Boss Fittings

MAORB-FORB 90°
6815

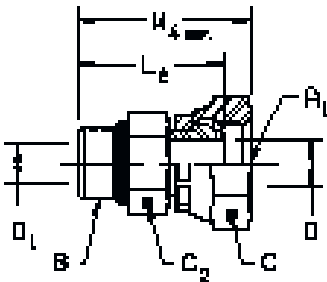


Part#	PORT O.D.	B1 THREAD	B2 THREAD	L LGTH	M.M.	M LGTH	M.M.	Y FLATS	Y FLATS	M.M.
6815-04-04-NWO	1/4	7/16-20	7/16-20	1.145	29.08	0.830	21.08	3/4	0.750	19.05
6815-06-06-NWO	3/8	9/16-18	9/16-18	1.41	35.81	1.02	25.91	7/8	.875	22.23
6815-16-16-NWO	1	1 5/16-12	1 5/16-12	2.25	57.15	1.62	41.15	1 5/8	1.625	41.28

Straight Thread Adapter

6900

NPSM swivel / SAE O-ring boss
 SAE 140157
 Parker Number Information
 0507
 All dimensions are in inches



TUBE FITTING PART #	B PORT THD UN/UNF-2A	A1 SWIVEL THD NPSM	C HEX (inch)	C2 HEX BODY (inch)	D DRILL (inch)	D1 DRILL PORT (inch)	L2 (inch)	W4 (inch)
6900-4-4	7/16-20	1/4-18	11/16	9/16	0.219	0.219	1.14	1.32
6900-6-4	9/16-18	1/4-18	11/16	11/16	0.219	0.219	1.17	1.35
6900-6-6	9/16-18	3/8-18	7/8	11/16	0.344	0.344	1.17	1.37
6900-6-8	9/16-18	1/2-14	1	3/4	0.297	0.297	1.28	1.57
6900-8-4	3/4-16	1/4-18	11/16	7/8	0.219	0.391	1.25	1.43
6900-8-6	3/4-16	3/8-18	7/8	7/8	0.344	0.344	1.25	1.45
6900-8-8	3/4-16	1/2-14	1	7/8	0.391	0.391	1.27	1.56
6900-8-12	3/4-16	3/4-14	1 1/4	1	0.641	0.391	1.44	1.79
6900-10-8	7/8-14	1/2-14	1	1	0.469	0.469	1.44	1.73
6900-10-12	7/8-14	3/4-14	1 1/4	1 1/4	0.484	0.484	1.62	1.97
6900-12-8	1 1/16-12	1/2-14	1	1 1/4	0.469	0.469	1.59	1.88
6900-12-12	1 1/16-12	3/4-14	1 1/4	1 1/4	0.641	0.641	1.62	1.97
6900-16-16	1 5/16-12	1-11 1/2	1 1/2	1 1/2	0.844	0.844	1.75	2.12
6900-20-20	1 5/8-12	1 1/4-11 1/2	1 7/8	1 7/8	1.078	1.078	1.83	2.21
6900-24-24	1 7/8-12	1 1/2-11 1/2	2 1/8	2 1/8	1.312	1.312	1.97	2.39
6900-32-32	2 1/2-12	2-11 1/2	2 5/8	2 3/4	1.781	1.781	2.06	2.49

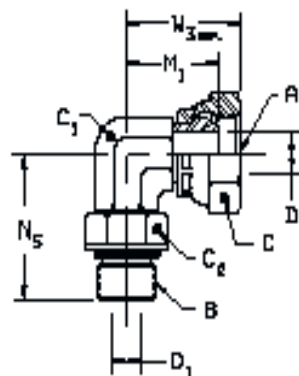
Straight Thread Adapter

6901

NPSM swivel / SAE O-ring boss
SAE 140257

Parker Number Information
2507

All dimensions are in inches



TUBE FITTING PART #	B PORT THD UN/UNF-2A	A1 SWIVEL THD NPSM	C HEX (inch)	C1 HEX (inch)	C2 HEX (inch)	D DRILL (inch)	D1 DRILL (inch)	M1 (inch)	N5 (inch)	W3 (inch)
6901-4-4	7/16-20	1/4-18	11/16	7/16	9/16	0.219	0.172	0.79	1.03	0.97
6901-6-4	9/16-18	1/4-18	11/16	9/16	11/16	0.219	0.297	0.88	1.25	1.06
6901-6-6	9/16-18	3/8-18	7/8	9/16	11/16	0.344	0.297	0.90	1.25	1.10
6901-6-8	9/16-18	1/2-14	1	9/16	11/16	0.469	0.297	1.04	1.36	1.33
6901-8-6	3/4-16	3/8-18	7/8	3/4	7/8	0.344	0.391	0.99	1.45	1.19
6901-8-8	3/4-16	1/2-14	1	3/4	7/8	0.469	0.391	1.04	1.45	1.33
6901-8-12	3/4-16	3/4-14	1 1/4	3/4	7/8	0.641	0.391	1.30	1.62	1.65
6901-10-6	7/8-14	3/8-18	7/8	7/8	1	0.344	0.484	1.06	1.70	1.26
6901-10-8	7/8-14	1/2-14	1	7/8	1	0.469	0.484	1.11	1.70	1.40
6901-10-12	7/8-14	3/4-14	1 1/4	7/8	1	0.641	0.484	1.27	1.78	1.62
6901-12-8	1 1/16-12	1/2-14	1	1 1/16	1 1/4	0.469	0.609	1.21	1.94	1.50
6901-12-12	1 1/16-12	3/4-14	1 1/4	1 1/16	1 1/4	0.641	0.609	1.30	1.94	1.65
6901-16-16	1 5/16-12	1-11 1/2	1 1/2	1 5/16	1 1/2	0.844	0.844	1.54	2.05	1.91
6901-20-20	1 5/8-12	1 1/4-11 1/2	1 7/8	1 5/8	1 7/8	1.141	1.078	1.78	2.25	2.16
6901-24-24	1 7/8-12	1 1/2-11 1/2	2 1/8	1 7/8	2 1/8	1.359	1.312	1.89	2.39	2.31

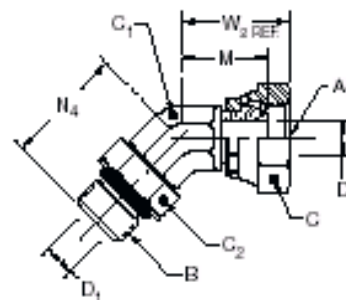
45° Straight Thread Adapter

6902

NPSM swivel / SAE O-ring boss
SAE 140357

Parker Number Information
3507

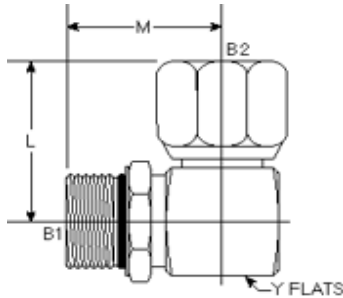
All dimensions are in inches



TUBE FITTING PART #	B PORT THD UN/UNF-2A	A1 SWIVEL THD NPSM	C HEX (inch)	C1 HEX (inch)	C2 HEX (inch)	D DRILL (inch)	D1 DRILL (inch)	M (inch)	N4 (inch)	W2 (inch)
6902-4-4	7/16-20	1/4-18	11/16	7/16	9/16	0.219	0.172	0.61	1.05	0.79
6902-6-6	9/16-18	3/8-18	7/8	9/16	11/16	0.344	0.297	0.83	1.14	1.03
6902-8-6	3/4-16	3/8-18	7/8	3/4	7/8	0.344	0.391	0.82	1.3	1.02
6902-8-8	3/4-16	1/2-14	1	3/4	7/8	0.469	0.391	0.89	1.30	1.18
6902-8-12	3/4-16	3/4-16	1 1/4	3/4	7/8	0.641	0.391	1.02	1.41	1.37
6902-10-8	7/8-14	1/2-14	1	7/8	1	0.469	0.484	0.88	1.52	1.17
6902-12-12	1 1/16-12	3/4-14	1 1/4	1 1/16	1 1/4	0.641	0.609	1.02	1.73	1.37
6902-16-16	1 5/16-12	1-11 1/2	1 1/2	1 5/16	1 1/2	0.844	0.844	1.15	1.86	1.52

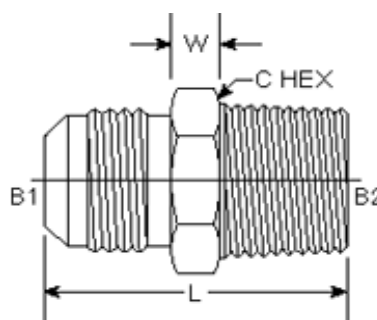
O-ring Boss Fittings

MAORB-FJS 90°
6809



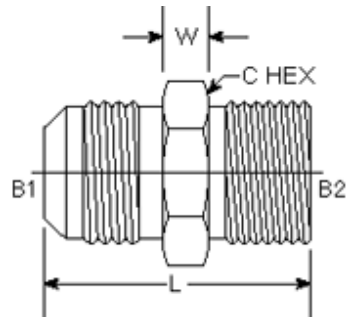
Part#	PORT O.D.	B1 THREAD	B2 THREAD	L LGTH	M.M.	M LGTH	M.M.	Y FLATS	Y FLATS	M.M.
6809-04-04-NWO	1/4	7/16-20	7/16-20	1.038	26.35	1.000	25.40	1/2	0.500	12.70
6809-06-04-NWO	3/8	9/16-18	7/16-20	1.123	28.51	1.250	31.75	5/8	0.625	15.88
6809-06-06-NWO	3/8	9/16-18	9/16-18	1.250	31.75	1.250	31.75	5/8	0.625	15.88
6809-08-06-NWO	1/2	3/4-16	9/16-18	1.310	33.27	1.460	37.08	13/16	0.812	20.62
6809-08-08-NWO	1/2	3/4-16	3/4-16	1.390	35.31	1.450	36.83	13/16	0.812	20.62
6809-10-10-NWO	5/8	7/8-14	7/8-14	1.600	40.64	1.700	43.18	15/16	0.937	23.80
6809-12-10-NWO	3/4	1 1/16-12	7/8-14	1.710	43.43	1.940	49.28	1 1/8	1.125	28.58
6809-12-12-NWO	3/4	1 1/16-12	1 1/16-12	1.740	44.20	1.940	49.28	1 1/8	1.125	28.58
6809-16-16-NWO	1	1 5/16-12	1 5/16-12	2.010	51.05	2.040	51.82	1 3/8	1.375	34.93
6809-20-20-NWO	1 1/4	1 5/8-12	1 5/8-12	2.300	58.42	2.260	57.40	1 3/4	1.750	44.45

MJIC-MBSPT
7000



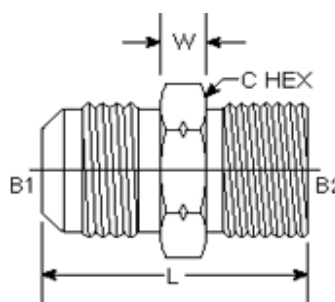
Part#	TUBE O.D.	B1 JIC	B2 BSPT	L LGTH M.M.	W WIDTH M.M.	C HEX M.M.
7000-04-02	1/4	7/16-20	1/8-27	30.48	5.58	12.70
7000-04-04	1/4	7/16-20	1/4-19	38.23	7.64	14.28
7000-04-06	1/4	7/16-20	3/8-19	38.83	7.64	17.46
7000-05-04	5/16	1/2-20	1/4-19	37.83	7.60	14.28
7000-06-04	3/8	9/16-18	1/4-19	38.10	7.64	15.88
7000-06-06	3/8	9/16-18	3/8-19	39.89	7.64	17.46
7000-06-08	3/8	9/16-18	1/2-14	44.07	7.64	22.22
7000-08-06	1/2	3/4-16	3/8-19	41.41	8.28	20.63
7000-08-08	1/2	3/4-16	1/2-14	47.88	7.64	22.22
7000-10-08	5/8	7/8-14	1/2-14	50.05	8.65	25.40
7000-10-12	5/8	7/8-14	3/4-14	51.83	10.17	28.16
7000-12-12	3/4	1 1/16-12	3/4-14	53.95	10.17	28.59
7000-12-16	3/4	1 1/16-12	1-11	60.65	10.17	34.93
7000-16-12	1	1 5/16-12	3/4-14	55.17	10.17	35.01
7000-16-16	1	1 5/16-12	1-11	61.21	10.17	34.93
7000-20-20	1 1/4	1 5/8-12	1 1/2-11	65.02	12.70	47.64
7000-24-24	1 1/2	1 7/8-12	2-11	70.09	12.70	52.38

MJ-MBSPP
7002



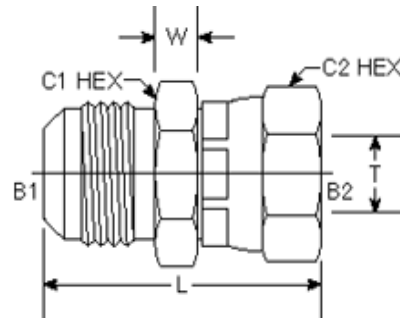
Part#	TUBE O.D.	B1 JIC	B2 BSPP	L M.M.	W WIDTH M.M.	C HEX M.M.
7002-04-02	1/4	7/16-20	1/8-28	39.00	8.00	16.00
7002-04-04	1/4	7/16-20	1/4-19	32.00	5.00	19.00
7002-04-06	1/4	7/16-20	3/8-19	33.00	5.00	22.00
7002-04-08	1/4	7/16-20	1/2-14	39.00	5.00	30.00
7002-05-02	3/16	1/2-20	1/8-28	32.00	7.00	15.21
7002-05-04	3/16	1/2-20	1/4-19	31.00	6.00	18.00
7002-05-06	3/16	1/2-20	3/8-19	34.00	6.00	23.33
7002-05-12	3/16	1/2-20	1/2-14	41.00	8.00	33.00
7002-06-02	3/8	9/16-18	3/8-28	33.00	7.00	16.00
7002-06-04	3/8	9/16-18	1/4-19	33.00	7.00	18.00
7002-06-06	3/8	9/16-18	3/8-19	33.00	7.00	22.00
7002-06-08	3/8	9/16-18	1/2-14	37.00	8.00	26.00
7002-06-10	3/8	9/16-18	5/8-14	40.00	8.00	28.00
7002-06-12	3/8	9/16-18	3/4-14	41.00	9.00	33.00
7002-08-04	1/2	3/4-16	1/4-19	36.00	8.00	21.00
7002-08-06	1/2	3/4-16	3/8-19	36.00	8.00	22.00
7002-08-08	1/2	3/4-16	1/2-14	40.00	8.00	26.00
7002-08-10	1/2	3/4-16	5/8-14	43.00	8.00	28.00
7002-08-12	1/2	3/4-16	3/4-14	44.00	8.00	33.00
7002-08-16	1/2	3/4-16	1-11	46.30	8.50	43.00
7002-10-04	5/8	7/8-14	1/4-19	39.40	8.50	26.00
7002-10-06	5/8	7/8-14	3/8-19	40.00	8.00	26.00
7002-10-08	5/8	7/8-14	1/2-14	40.00	8.00	26.00
7002-10-10	5/8	7/8-14	5/8-14	45.00	8.00	28.00
7002-10-12	5/8	7/8-14	3/4-14	46.50	8.50	33.00
7002-10-16	5/8	7/8-14	1-11	48.50	8.50	43.00
7002-12-06	3/4	1 1/16-12	3/8-19	45.30	10.00	29.00
7002-12-08	3/4	1 1/16-12	1/2-14	47.10	10.00	29.00
7002-12-10	3/4	1 1/16-12	5/8-14	49.41	9.50	28.60
7002-12-12	3/4	1 1/16-12	3/4-14	50.80	9.50	33.00
7002-12-16	3/4	1 1/16-12	1-11	52.60	10.50	43.00
7002-12-20	3/4	1 1/16-12	1 1/4-11	52.80	10.50	53.00
7002-14-12	5/8	1 3/16-12	3/4-14	51.30	9.50	33.00
7002-16-08	1	1 5/16-12	1/2-14	48.93	10.50	35.00
7002-16-12	1	1 5/16-12	3/4-14	53.50	10.50	35.00
7002-16-16	1	1 5/16-12	1-11	54.40	11.50	43.00
7002-16-20	1	1 5/16-12	1 1/4-11	53.30	10.50	52.00
7002-16-24	1	1 5/16-12	1 1/2-11	58.50	13.50	56.00
7002-20-12	1 1/4	1 5/8-12	3/4-14	53.90	10.50	47.00
7002-20-16	1 1/4	1 5/8-12	1-11	56.20	11.40	47.00
7002-20-20	1 1/4	1 5/8-12	1 1/4-11	57.30	12.50	52.00
7002-20-24	1 1/4	1 5/8-12	1 1/2-11	58.20	12.50	57.00
7002-24-16	1 1/2	1 7/8-12	1-11	61.80	13.50	52.00
7002-24-24	1 1/2	1 7/8-12	1 1/4-11	61.90	12.50	57.00
7002-24-32	1 1/2	1 7/8-12	2-11	67.20	14.50	70.00
7002-32-32	2	2 1/2-12	2-11	76.80	17.50	70.00

MJ-MM PORT METRIC 7005



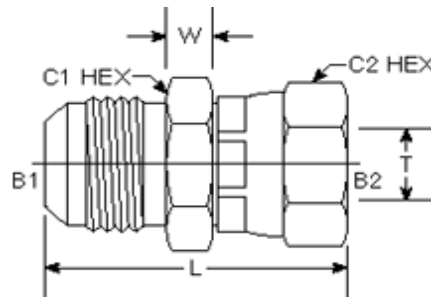
Part#	TUBE O.D.	B1 JIC	B2 MM	L LGTH M.M.	W WIDTH M.M.	C HEX M.M.
7005-04-10	1/4	7/16-20	10 x 1.0	30.30	4.00	14
7005-06-12	3/8	9/16-18	12 x 1.5	32.60	6.00	15
7005-06-14	3/8	9/16-18	14 x 1.5	32.80	6.50	18
7005-06-16	3/8	9/16-18	16 x 1.5	34.10	6.50	22
7005-06-18	3/8	9/16-18	18 x 1.5	34.20	6.50	22
7005-08-12	1/2	3/4-16	12X1.5	36.92	8.05	20.80
7005-08-14	1/2	3/4-16	14 x 1.5	37.30	8.40	21
7005-08-16	1/2	3/4-16	16 x 1.5	38.00	8.00	22
7005-08-18	1/2	3/4-16	18 x 1.5	37.80	8.00	22
7005-08-20	1/2	3/4-16	20X1.5	37.85	8.10	25.65
7005-08-22	1/2	3/4-16	22 x 1.5	37.40	7.00	27
7005-10-20	5/8	7/8-14	20 x 1.5	40.00	8.00	26
7005-10-22	5/8	7/8-14	22 x 1.5	40.30	7.50	27
7005-12-22	3/4	1 1/16-16	22 x 1.5	45.80	10.00	27
7005-12-27	3/4	1 1/16-12	27X2	52.45	9.000	31.91
7005-16-33	1	1 5/16-12	33X1.5	54.54	9.55	40.90

MJ-FMS LIGHT METRIC 7007-L



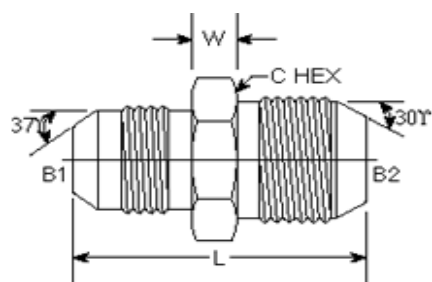
Part#	TUBE O.D.	B1 JIC	B2 MS	L LGTH M.M.	T WIDTH M.M.	W WIDTH M.M.	C1 HEX M.M.	C2 HEX M.M.
7007-05-L06-12	5/16	1/2-20	12 x 1.5	38.00	6	6.50	15	18
7007-06-L08-14	3/8	9/16-18	14 x 1.5	39.00	8	6.50	16	18
7007-06-L12-18	3/8	9/16-18	18 x 1.5	41.00	12	7.00	18	24
7007-06-L15-22	3/8	9/16-18	22X1.5	42.00	15	8.15	20.80	26.95
7007-06-L15-24	3/8	9/16-18	24 x 1.5	42.30	15	8.00	21	27
7007-08-L10-16	1/2	3/4-16	16X1.5	43.80	16	8.05	20.60	20.80
7007-08-L12-18	1/2	3/4-16	18 x 1.5	44.30	12	8.00	21	26
7007-08-L15-22	1/2	3/4-16	22 x 1.5	44.50	15	7.50	21	27
7007-10-L15-22	5/8	7/8-14	22 x 1.5	47.60	15	8.00	26	27

MJ-FMS HEAVY METRIC 7007-S



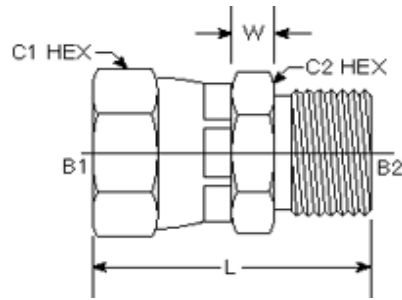
Part#	TUBE O.D.	B1 JIC	B2 MS	L LGTH M.M.	T WIDTH M.M.	W WIDTH M.M.	C1 HEX M.M.	C2 HEX M.M.
7007-06-S12-20	3/8	9/16-18	20 x 1.5	44.30	12	7.50	18	26
7007-08-S12-20	1/2	3/4-16	20 x 1.5	44.30	12	8.00	21	26
7007-10-S12-20	-	-	-	-	-	-	-	-
7007-20-S30-42	-	-	-	-	-	-	-	-

MJ-MJIS UNION 7008



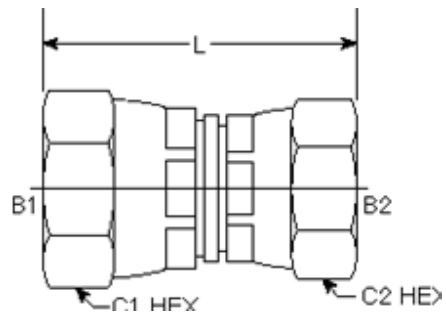
Part#	TUBE O.D.	B1 JIC	B2 JIS	L LGTH M.M.	W WIDTH M.M.	C HEX M.M.
7008-04-02	1/4	7/16-20	1/8-28	33.70	7	16
7008-04-04	3/4	7/16-20	1/4-19	37.30	7	19
7008-06-06	3/8	3/8-18	3/8-19	38.20	7	23
7008-08-08	1/2	3/4-16	1/2-14	48.20	11	26

FJS-MBSPP 7022



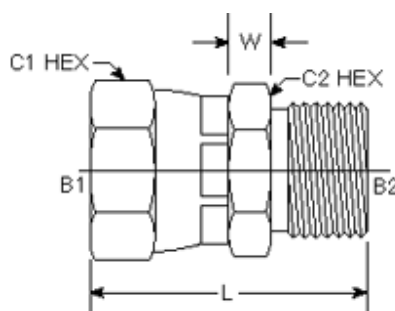
Part #	TUBE O.D.	B1 JIC	B2 BSPP	L LGTH M.M.	W WIDTH M.M.	C1 HEX M.M.	C2 HEX M.M.
7022-04-04	1/4	7/16-20	1/4-19	34.60	6.00	14.28	15
7022-04-06	1/4	7/16-20	3/8-19	36.80	6.50	14.28	24
7022-06-04	3/8	9/16-18	1/4-19	37.20	6.50	17.46	18
7022-06-06	3/8	9/16-18	3/8-19	38.60	6.50	17.46	24
7022-06-08	3/8	9/16-18	1/2-14	42.70	8.50	17.46	26
7022-08-06	1/2	3/4-18	3/8-19	43.80	7.50	22.23	24
7022-08-08	1/2	3/4-18	1/2-14	47.30	8.50	22.23	26
7022-10-08	5/8	7/8-14	1/2-14	50.30	9.00	25.40	26
7022-10-10	5/8	7/8-14	5/8-14	51.60	7.50	25.40	28
7022-12-12	3/4	1 1/16-12	3/4-14	51.10	11.00	31.75	36
7022-16-16	1	1 5/16-12	1-11	60.10	10.30	38.00	42.42
7022-20-20	1 1/4	1 5/8-12	1 1/4-11	62.00	11.40	47.60	52.00
7022-24-24	1 1/2	1 7/8-12	1 1/2-11	69.20	13.00	56.30	56.30

FJS-FBSPP 7023



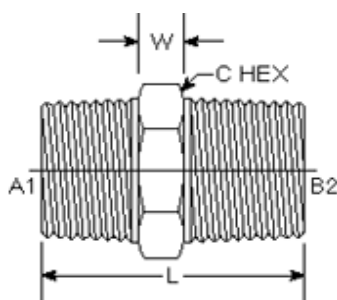
Part #	TUBE O.D.	B1 JIS	B2 BSPP	L LGTH M.M.	C1 HEX M.M.	C2 HEX M.M.
7023-04-04	1/4	7/16-20	1/4-19	36.00	14.28	18
7023-06-06	3/8	9/16-18	3/8-19	41.30	17.46	21
7023-06-08	3/8	9/16-18	1/2-14	44.80	17.46	26
7023-08-06	1/2	3/4-16	3/8-19	46.20	22.23	22
7023-08-08	1/2	3/4-16	1/2-14	47.80	22.23	26

FJS-MM METRIC 7025



Part#	TUBE O.D.	B1 JIC	B2 MM	L LGTH M.M.	W WIDTH M.M.	C1 HEX M.M.	C2 HEX M.M.
7025-05-12	5/16	1/2-20	12 x 1.5	40.20	19.50	15.87	17
7025-06-14	3/8	9/16-18	14 x 1.5	38.40	6.50	17.46	18
7025-06-16	3/8	9/16-18	16 x 1.5	39.50	6.50	17.46	22
7025-06-18	3/8	9/16-18	18 x 1.5	39.00	6.50	17.46	22
7025-08-16	1/2	3/4-16	16X1.5	41.62	6.86	22.22	21.91
7025-08-22	1/2	3/4-16	22X1.5	41.69	6.70	22.22	25.60
7025-10-22	5/8	7/8-14	22X1.5	45.12	7.00	25.65	27.00

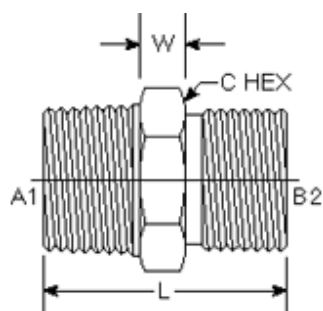
MP-MBSPT NIPPLE 7030



Part#	A1 NPTF	B2 BSPT	L LGTH M.M.	W WIDTH M.M.	C HEX M.M.
7030-04-04	1/4-18	1/4-19	38.30	7.50	14.20
7030-04-06	1/4-18	3/8-19	39.00	7.90	17.45
7030-06-04	3/8-18	1/4-19	38.40	7.50	17.40
7030-06-06	3/8-18	3/8-19	40.10	8.50	17.40
7030-08-08	1/2-14	1/2-14	49.90	8.50	22.20
7030-12-12	3/4-14	3/4-14	51.70	10.00	27.70
7030-16-16	1-11 1/2	1-11	66.20	13.00	34.80
7030-20-20	1-1/4-11 1/2	1 1/4-11	65.80	12.50	47.60
7030-24-24	1-1/2-11 1/2	1 1/2-11	69.80	14.00	57.15
7030-32-32	2-11 1/2	2-11	70.60	14.00	69.80

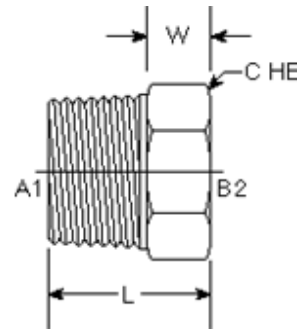
MP-MBSPP NIPPLE

7032



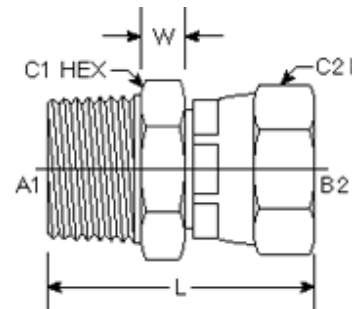
Part#	A1 MP	B2 BSPP	L LGTH M.M.	W WIDTH M.M.	C HEX M.M.
7032-02-02	1/8-27	1/8-28	27.00	6.00	15.00
7032-02-04	1/8-27	1/4-19	28.20	6.50	18.00
7032-04-02	1/4-18	1/8-28	33.20	7.70	15.20
7032-04-04	1/4-18	1/4-19	33.80	8.50	18.00
7032-04-06	1/4-18	3/8-19	35.30	7.50	24.00
7032-04-08	1/4-18	1/2-14	38.10	8.50	26.00
7032-06-04	3/8-18	1/4-19	33.80	8.00	18.00
7032-06-06	3/8-18	3/8-19	35.40	7.50	24.00
7032-06-08	3/8-18	1/2-14	37.90	7.75	25.65
7032-08-04	1/2-14	1/4-19	38.30	8.00	22.00
7032-08-06	1/2-14	3/8-19	40.40	8.00	24.00
7032-08-08	1/2-14	1/2-14	42.80	8.00	26.00
7032-08-10	1/2-14	5/8-14	46.00	9.10	27.90
7032-08-12	1/2-14	3/4-14	46.12	7.80	33.00
7032-08-16	1/2-14	1-11	50.10	10.00	43.00
7032-12-08	3/4-14	1/2-14	44.40	9.50	28.00
7032-12-12	3/4-14	3/4-14	46.70	9.00	33.00
7032-12-16	3/4-14	1-11	49.50	9.50	43.00
7032-16-12	1-11 1/2	3/4-14	55.30	10.85	34.90
7032-20-20	1 1/4-11 1/2	1-11	57.90	13.00	52.00
7032-24-24	1 1/2-11 1/2	1 1/2-11	60.20	13.00	56.30
7032-32-20	2-12	1 1/4-11	61.12	14.30	70.00
7032-32-32	2-11 1/2	2-11	66.20	14.00	70.00

MP-FBSPP
7033



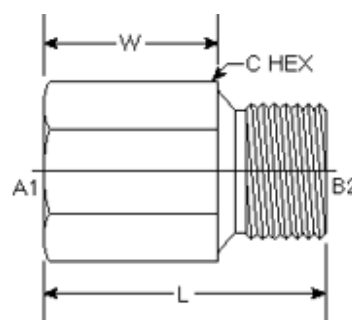
Part#	A1 MP	B2 BSPP	L LGTH M.M.	W WIDTH M.M.	C HEX M.M.
7033-04-04	1/4-18	1/4-19	38.20	23.70	18
7033-08-06	1/2-14	3/8-19	25.30	6.50	22
7033-08-08	1/2-14	1/2-14	47.68	28.00	26
7033-12-12	3/4-14	3/4-14	52.05	32.70	33
7033-16-16	1-11 1/2	1-11	61.50	37.00	43
7033-20-20	1 1/4-11 1/2	1 1/4-11	58.47	33.20	50.75
7033-24-24	1 1/2-11 1/2	1 1/2-11	56.60	32.00	57
7033-32-32	2-11 1/2	2-11	71.30	44.60	70.10

MP-FBSPPS
7034



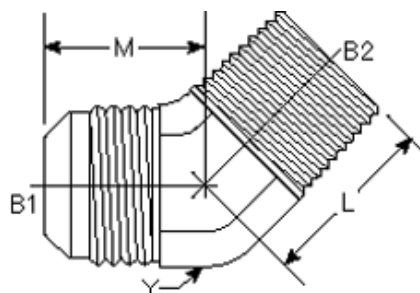
Part#	A1 MP	B2 BSPPS	L LGTH M.M.	W WIDTH M.M.	C1 HEX M.M.	C2 HEX M.M.
7034-02-02	1/8-27	18-28	32.40	7.00	15	15
7034-02-04	1/8-27	1/4-19	33.00	7.00	16	18
7034-04-04	1/4-18	1/4-19	38.00	7.00	15	18
7034-06-04	3/8-18	1/4-19	39.00	8.80	18	18
7034-06-06	3/8-18	3/8-19	43.60	8.50	18	22
7034-06-08	3/8-18	1/2-14	45.20	8.50	24	26
7034-08-06	1/2-14	3/8-19	48.40	10.00	22	21
7034-08-08	1/2-14	1/2-14	51.20	9.50	22	26
7034-12-08	3/4-14	1/2-14	52.72	10.50	28	26
7034-12-12	3/4-14	3/4-14	52.40	9.50	28	33
7034-16-16	1-11 1/2	1-11	63.34	11.00	38	38

FP-MBSPP 7042



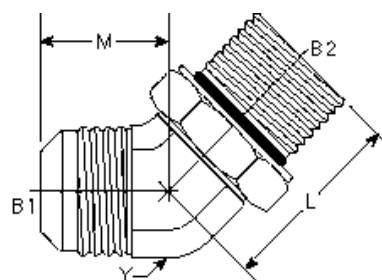
Part#	A1 FP	B2 BSPP	L LGTH M.M.	W WIDTH M.M.	C HEX M.M.
7042-02-02	1/8-27	1/8-28	27.37	16.13	15.20
7042-02-04	1/8-27	1/4-19	30.80	19.30	19.00
7042-02-06	1/2-27	3/8-19	34.40	20.20	24.00
7042-04-02	1/4-18	1/8-28	30.90	22.10	19.05
7042-04-04	1/4-18	1/4-19	31.91	20.70	18.00
7042-04-06	1/4-18	3/8-19	36.90	25.50	24.00
7042-04-08	1/4-18	1/2-14	24.80	10.00	26.00
7042-06-04	3/8-18	1/4-19	38.30	26.60	24.00
7042-06-06	3/8-18	3/8-19	35.22	23.70	23.80
7042-06-08	3/8-18	1/2-14	42.50	25.70	26.00
7042-08-08	1/2-14	1/2-14	44.30	27.10	26.00
7042-12-12	3/4-12	3/4-12	56.52	37.44	33.00
7042-16-16	1-11 1/2	1-11	55.25	36.30	41.30
7042-20-16	1 1/4-11 1/2	1-11	50.00	27.90	50.80
7042-20-20	1 1/4-11 1/2	1 1/4-11	62.90	39.80	50.85
7042-24-20	1 1/2-11 1/2	1 1/4-11	60.70	37.90	57.00
7042-24-24	1 1/2-11 1/2	1 1/2-11	60.20	38.40	57.20
7042-32-32	2-11 1/2	2-11	61.80	35.30	69.70

MJ-MBSPT 45 ELBOW 7100



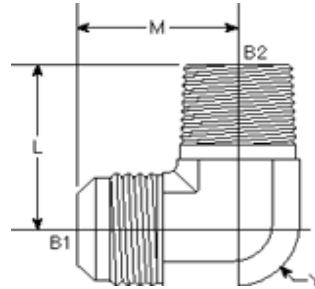
Part#	B1 JIC	B2 BSPT	L LGTH M.M.	M LGTH M.M.	Y FLATS M.M.
7100-04-04-FG	7/16-20	1/4-19	21.50	21.00	14
7100-05-04-FG	1/2-20	1/4-19	21.50	21.00	14
7100-06-04-FG	9/16-18	1/4-19	21.50	21.00	14
7100-06-06-FG	9/16-18	3/8-19	24.00	22.00	19
7100-08-06-FG	3/4-16	3/8-19	24.00	25.00	19
7100-08-08-FG	3/4-16	1/2-14	30.00	25.00	22
7100-10-08-FG	7/8-14	1/2-14	29.50	28.00	22
7100-12-08-FG	1 1/16-12	1/2-14	30.50	32.50	27
7100-12-12-FG	1 1/16-12	3/4-14	30.50	32.50	27
7100-16-16-FG	1 5/16-12	1-11	37.50	37.00	33
7100-20-20-FG	1 5/8-12	1 1/4-11	42.50	40.50	41

MJ-MBSPPAORB 45 ELBOW 7102-NWO



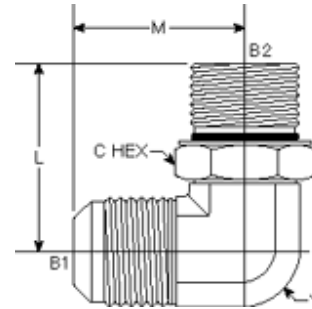
Part#	B1 JIC	B2 BSPP	L LGTH M.M.	M LGTH M.M.	Y FLATS M.M.
7102-04-04-NWO-FG	7/16-20	1/4-19	29.00	21.00	11
7102-04-06-NWO-FG	7/16-20	3/8-19	33.00	22.00	14
7102-06-06-NWO-FG	9/16-18	3/8-19	33.00	22.00	14
7102-06-08-NWO-FG	9/16-18	1/2-14	38.50	22.50	19
7102-08-08-NWO-FG	3/4-16	1/2-14	38.50	25.50	19
7102-12-12-NWO-FG	1 1/16-12	3/4-14	44.00	32.50	27
7102-12-16-NWO-FG	1 1/16-12	1-11	47.00	35.50	33
7102-16-16-NWO-FG	1 5/16-12	1-11	47.00	37.00	33
7102-20-20-NWO-FG	1 5/8-12	1 1/4-11	48.50	40.50	41

MJ-MBSPT 90 ELBOW 7200



Part#	B1 JIC	B2 BSPT	L LGTH M.M.	M LGTH M.M.	Y FLATS M.M.
7200-04-02-FG	7/16-20	1/8-28	20.55	23.55	11.50
7200-04-04-FG	7/16-20	1/4-19	27.50	27.00	14
7200-06-04-FG	9/16-18	1/4-19	27.50	27.00	14
7200-06-06-FG	9/16-18	3/8-19	31.00	28.50	19
7200-08-06-FG	3/4-16	3/8-19	31.00	31.50	19
7200-08-08-FG	3/4-16	1/2-14	37.00	24.00	22
7200-12-12-FG	1 1/16-12	3/4-14	40.50	42.00	27
7200-16-16-FG	1 5/16-12	1-11	50.00	46.00	33
7200-20-20-FG	1 5/8-12	1 1/4-11	60.00	52.00	41

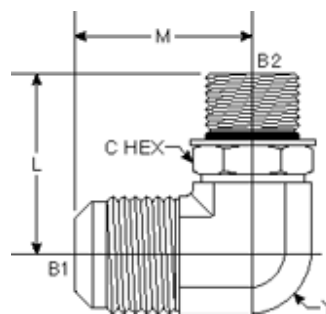
MJ-MBSPPAORB 90 ELBOW 7202-NWO



Part#	B1 JIC	B2 BSPP	L LGTH M.M.	M LGTH M.M.	C HEX M.M.	Y FLATS M.M.
7202-04-04-NWO-FG	7/16-20	1/4-19	31.50	27.00	19.50	11
7202-05-04-NWO-FG	1/2-20	1/4-19	31.40	27.40	19.00	14.28
7202-06-04-NWO-FG	9/16-18	1/4-19	36.50	28.50	19.50	14
7202-06-06-NWO-FG	9/16-18	3/8-19	36.50	28.50	24.00	14
7202-06-08-NWO-FG	9/16-18	1/2-14	43.00	31.00	28.50	19
7202-08-06-NWO-FG	3/4-16	3/8-19	36.50	31.50	24.00	19
7202-08-08-NWO-FG	3/4-16	1/2-14	43.00	34.00	28.50	19
7202-10-08-NWO-FG	7/8-14	1/2-14	43.00	36.50	28.50	22
7202-10-12-NWO-FG	7/8-14	3/4-14	49.00	39.50	35.00	22
7202-12-12-NWO-FG	1 1/16-12	3/4-14	49.00	42.00	35.00	27
7202-12-16-NWO-FG	1 1/16-12	1-11	52.70	44.50	41.00	33.50
7202-16-12-NWO-FG	1 5/16-12	3/4-14	52.52	46.20	36.00	34.00
7202-16-16-NWO-FG	1 5/16-12	1-11	52.00	46.00	43.00	33
7202-20-20-NWO-FG	1 5/8-12	1 1/4-11	57.00	52.00	52.50	41
7202-24-24-NWO-FG	1 1/2-12	1 1/2-12	61.70	59.00	60.00	48.00

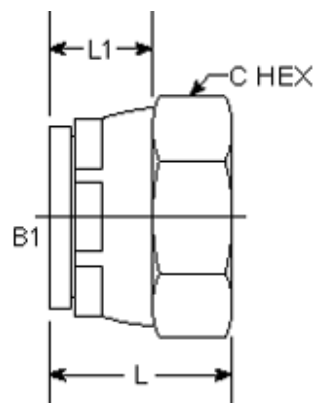
MJ-MMAORB 90 ELBOW

7205-NWO



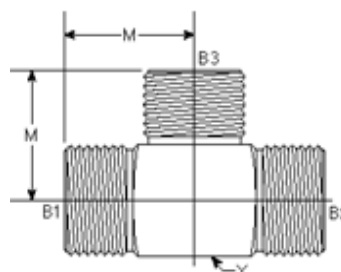
Part#	B1 JIC	B2 MM	L LGTH M.M.	M LGTH M.M.	C HEX M.M.	Y FLATS M.M.
7205-04-10-NWO	7/16-20	10 x 1.0	27.50	22.50	14.50	11
7205-04-12-NWO	7/16-20	12 x 1.5	31.50	27.00	17.50	14
7205-04-14-NWO	7/16-20	14 x 1.5	32.00	27.00	19.50	14
7205-06-14-NWO	9/16-18	14 x 1.5	32.50	27.00	19.50	14
7205-06-16-NWO	9/16-18	16 x 1.5	36.50	28.50	22.50	19
7205-08-16-NWO	3/4-16	16 x 1.5	36.50	31.50	22.50	19
7205-08-18-NWO	3/4-16	18 x 1.5	39.50	31.50	24.50	19
7205-10-18-NWO	7/8-14	18 x 1.5	41.50	36.50	24.50	22
7205-10-20-NWO	7/8-14	20 x 1.5	43.00	36.50	27.50	23
7205-10-22-NWO	7/8-14	22 x 1.5	43.00	36.50	27.50	22
7205-12-27-NWO	1 1/16-12	27 x 2.0	51.50	42.00	32.50	27
7205-12-33-NWO	1 1/16-12	33 x 2.0	52.00	43.00	52.00	33
7205-16-33-NWO	1 5/16-12	33 x 2.0	55.00	46.00	41.50	33

CAP 9644-C



Part#	B1 BSPP	L LGTH M.M.	L1 LGTH M.M..	C HEX M.M.
9644-C-02	1/8-19	17	11	15
9644-C-04	1/4-19	18	13	13
9644-C-06	3/8-19	22	15	15
9644-C-08	1/2-14	25	16	17
9644-C-10	5/8-14	25	15	17
9644-C-12	3/4-14	27	16	33
9644-C-16	1-11	28.35	14.50	37.52
9644-C-20	1/4-11	29.50	14.80	47.28
9644-C-24	1 1/2-11	23	23	44
9644-C-32	2 1/2-11	41.80	21.40	70.12

9322



Part#	B1 BSPP	B2 BSPP	B3 BSPP	M LGTH M.M.	C HEX M.M.
9322-04-04-04	1/4-19	1/4-19	1/4-19	23	18
9322-06-06-06	3/8-19	3/8-19	3/8-19	24.00	19.00
9322-08-08-08	1/2-14	1/2-14	1/2-14	30.00	25.63
9322-12-12-12	3/4-14	3/4-14	3/4-14	40.00	33.05

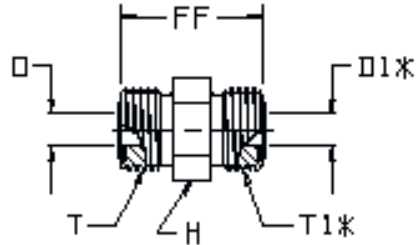
Union

FS2403

ORFS tube end / ORFS tube end
SAE 520101

Parker Number Information
HL

All dimensions are in inches
*D1 & T1 ARE FOR JUMP SIZES ONLY.
OTHERWISE D & T ARE TYPICAL



TUBE FITTING PART #	TUBE O.D. (inch)	T TUBE END UN/UNF-2A	T1 TUBE END UN/UNF-2A	D DRILL (inch)	D1 DRILL (inch)	FF (inch)	H HEX (inch)
FS2403-4-4	1/4	9/16-18	9/16-18	0.172	0.172	1.08	5/8
FS2403-6-6	3/8	11/16-16	11/16-16	0.264	0.264	1.22	3/4
FS2403-6-4	3/8 to 1/4	11/16-16	9/16-18	0.264	0.172	1.17	3/4
FS2403-8-8	1/2	13/16-16	13/16-16	0.378	0.378	1.39	7/8
FS2403-8-6	1/2 to 3/8	13/16-16	11/16-16	0.378	0.264	1.33	7/8
FS2403-10-10	5/8	1-14	1-14	0.484	0.484	1.68	1 1/16
FS2403-10-8	5/8 to 1/2	1-14	13/16-16	0.484	0.378	1.57	1 1/16
FS2403-12-12	3/4	1 3/16-12	1 3/16-12	0.609	0.609	1.85	1 1/4
FS2403-12-10	3/4 to 5/8	1 3/16-12	1-14	0.609	0.484	1.80	1 1/4
FS2403-16-16	1	1 7/16-12	1 7/16-12	0.811	0.811	1.94	1 1/2
FS2403-16-12	1 to 3/4	1 7/16-12	1 3/16-12	0.811	0.609	1.92	1 1/2
FS2403-20-20	1 1/4	1 11/16-12	1 11/16-12	1.024	1.024	2.02	1 3/4
FS2403-24-24	1 1/2	2-12	2-12	1.260	1.260	2.09	2 1/8

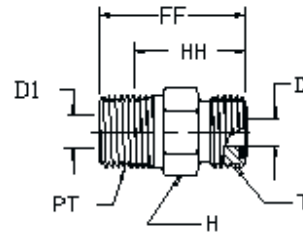
Male Pipe Connector FS2404

ORFS tube end / male pipe end

Parker Number Information

FLO

All dimensions are in inches

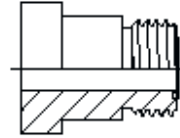


TUBE FITTING PART #	TUBE O.D. (inch)	T TUBE END UN/UNF-2A	PT PORT THD NPTF	D DRILL (inch)	D1 DRILL (inch)	FF (inch)	H HEX (inch)
FS2404-4-2	1/4	9/16-18	1/8-27	0.172	0.188	1.07	5/8
FS2404-4-4	1/4	9/16-18	1/4-18	0.172	0.281	1.26	5/8
FS2404-4-6	1/4	9/16-18	3/8-18	0.172	0.172	1.32	3/4
FS2404-6-4	3/8	11/16-16	1/4-18	0.264	0.281	1.25	3/4
FS2404-6-6	3/8	11/16-16	3/8-18	0.264	0.406	1.34	3/4
FS2404-6-8	3/8	11/16-16	1/2-14	0.264	0.531	1.55	7/8
FS2404-8-6	1/2	13/16-16	3/8-18	0.378	0.406	1.48	7/8
FS2404-8-4	1/2	13/16-16	1/4-18	0.378	0.281	1.48	7/8
FS2404-8-8	1/2	13/16-16	1/2-14	0.378	0.531	1.64	7/8
FS2404-8-12	1/2	13/16-16	3/4-14	0.378	0.719	1.69	1 1/8
FS2404-10-8	5/8	1-14	1/2-14	0.484	0.531	1.82	1 1/16
FS2404-10-12	5/8	1-14	3/4-14	0.484	0.719	1.82	1 1/8
FS2404-12-12	3/4	1 3/16-12	3/4-14	0.609	0.719	1.93	1 1/4
FS2404-12-8	3/4	1 3/16-12	1/2-14	0.609	0.531	1.93	1 1/4
FS2404-12-16	3/4	1 3/16-12	1-11 1/2	0.609	0.938	2.13	1 3/8
FS2404-16-16	1	1 7/16-12	1-11 1/2	0.811	0.938	2.19	1 1/2
FS2404-16-12	1	1 7/16-12	3/4-14	0.811	0.719	2.00	1 1/2
FS2404-16-20	1	1 7/16-12	1 1/16-11 1/4	0.811	1.250	2.30	1 3/4
FS2404-20-20	1 1/4	1 11/16-12	1 1/4-11 1/2	1.024	1.250	2.30	1 7/8
FS2404-20-16	1 1/4	1 11/16-12	1-11 1/2	0.937	0.938	2.27	1 7/8
FS2404-24-24	1 1/2	2-12	1 1/2-11 1/2	1.260	1.500	2.40	2 1/8

Tube End Reducer

FS2406

ORFS swivel / ORFS tube end
 SAE 520123 (Body only);
 Parker Number Information
 TRLO
 (for two-piece design only)
 All dimensions are in inches



FS2407 Body Only (For Two-Piece Design Only)	TUBE O.D.	T TUBE END UN/UNF-2A	D DRILL	F
FS2406-8-4	1/2 to 1/4	9/16-18	0.172	0.86
FS2406-10-4	5/8 to 1/4	9/16-18	0.172	0.90
FS2406-10-6	5/8 to 3/8	11/16-16	0.264	0.95
FS2406-10-8	5/8 to 1/2	13/16-16	0.378	1.02
FS2406-12-4	3/4 to 1/2	9/16-18	0.172	0.98
FS2406-12-6	3/4 to 3/8	11/16-16	0.264	1.03
FS2406-12-8	3/4 to 1/2	13/16-16	0.378	1.09
FS2406-16-8	1 to 1/2	13/16-16	0.378	1.15
FS2406-16-10	1 to 5/8	1-14	0.484	1.26
FS2406-20-12	1 1/4 to 3/4	1 3/16-12	0.609	1.32
FS2406-24-16	1 1/2 to 1	1 7/16-12	0.812	1.23
FS2406-24-20	1 1/2 to 1 1/4	1 11/16-12	1.024	1.35

Plug

FS2408

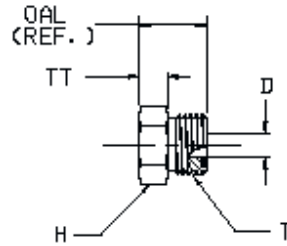
ORFS tube end plug

SAE 520109

Parker Number Information

PNL

All dimensions are in inches



TUBE FITTING PART #	TUBE O.D. (inch)	T TUBE END UN/UNF-2A	D DRILL (inch)	H HEX (inch)	OAL (REF) (inch)	TT (inch)
FS2408-4	1/4	9/16-18	0.172	5/8	0.66	0.20
FS2408-6	3/8	11/16-16	0.264	3/4	0.76	0.32
FS2408-8	1/2	13/16-16	0.378	7/8	0.86	0.35
FS2408-10	5/8	1-14	0.484	1 1/16	1.02	0.41
FS2408-12	3/4	1 3/16-12	0.609	1 1/4	1.08	0.41
FS2408-16	1	1 7/16-12	0.811	1 1/2	1.10	0.41
FS2408-20	1 1/4	1 11/16-12	1.024	1 3/4	1.10	0.41
FS2408-24	1 1/2	2-12	1.260	2 1/8	1.10	0.41

Union Elbow

FS2500

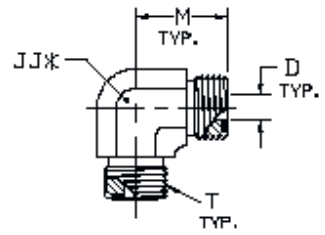
ORFS tube end / ORFS tube end
SAE 520201

Parker Number Information

EL

All dimensions are in inches

*JJ — ACROSS WRENCH FLATS



TUBE FITTING PART #	TUBE O.D. (inch)	T TUBE END UN/UNF-2A	D DRILL (inch)	JJ (inch)	M (inch)
FS2500-4-4	1/4	9/16-18	0.172	9/16	0.85
FS2500-6-6	3/8	11/16-16	0.264	3/4	0.98
FS2500-8-8	1/2	13/16-16	0.378	3/4	1.10
FS2500-10-10	5/8	1-14	0.484	1 1/16	1.31
FS2500-12-12	3/4	1 3/16-12	0.609	1 3/16	1.47
FS2500-16-16	1	1 7/16-12	0.811	1 7/16	1.64
FS2500-20-20	1 1/4	1 11/16-12	1.024	1 5/8	1.76
FS2500-24-24	1 1/2	2-12	1.260	1 7/8	1.92

Male Pipe Elbow

FS2501

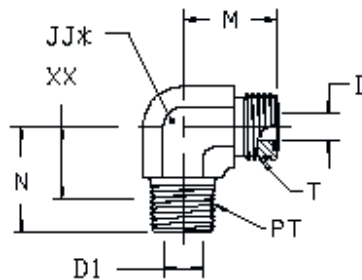
ORFS tube end / male pipe end

Parker Number Information

CL

All dimensions are in inches

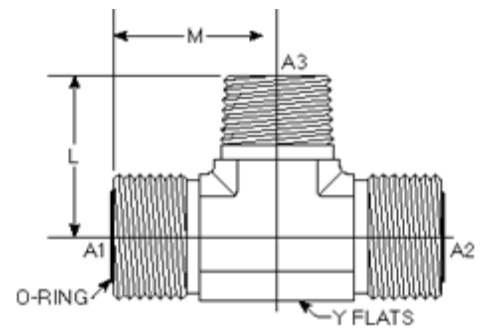
*JJ — ACROSS WRENCH FLATS



TUBE FITTING PART #	TUBE O.D. (inch)	T TUBE END UN/UNF-2A	PT PORT THD NPTF	D DRILL (inch)	D1 DRILL (inch)	JJ (inch)	M (inch)	N (inch)
FS2501-4-2	1/4	9/16-18	1/8-27	0.172	0.188	9/16	0.85	0.80
FS2501-4-4	1/4	9/16-18	1/4-18	0.172	0.281	9/16	0.85	1.12
FS2501-4-6	1/4	9/16-18	3/8-18	0.172	0.406	3/4	0.97	1.22
FS2501-6-4	3/8	11/16-16	1/4-18	0.264	0.281	3/4	0.98	1.09
FS2501-6-6	3/8	11/16-16	3/8-18	0.264	0.406	3/4	0.98	1.22
FS2501-6-8	3/8	11/16-16	1/2-14	0.264	0.531	7/8	1.15	1.47
FS2501-8-6	1/2	13/16-16	3/8-18	0.378	0.406	3/4	1.10	1.22
FS2501-8-4	1/2	13/16-16	1/4-18	0.378	0.281	3/4	1.10	1.22
FS2501-8-8	1/2	13/16-16	1/2-14	0.378	0.531	7/8	1.10	1.47
FS2501-8-12	1/2	13/16-16	3/4-14	0.378	0.719	1 1/16	1.32	1.59
FS2501-10-8	5/8	1-14	1/2-14	0.484	0.531	1 1/16	1.31	1.47
FS2501-10-12	5/8	1-14	3/4-14	0.484	0.719	1 3/16	1.41	1.59
FS2501-12-12	3/4	1 3/16-12	3/4-14	0.609	0.719	1 3/16	1.47	1.59
FS2501-12-8	3/4	1 3/16-12	1/2-14	0.609	0.531	1 3/16	1.47	1.59
FS2501-12-16	3/4	1 3/16-12	1-11 1/2	0.609	0.938	1 5/16	1.62	1.97
FS2501-16-16	1	1 7/16-12	1-11 1/2	0.811	0.938	1 7/16	1.64	1.97
FS2501-16-12	1	1 7/16-12	3/4-14	0.811	0.719	1 7/16	1.64	1.78
FS2501-20-20	1 1/4	1 11/16-12	1 1/4-11 1/2	1.024	1.250	1 5/8	1.76	2.38
FS2501-24-24	1 1/2	2-12	1 1/2-11 1/2	1.260	1.500	1 7/8	1.92	2.64
FS2501-24-20	1 1/2	2-12	1 1/4-11 1/2	1.260	1.250	1 7/8	1.92	2.61

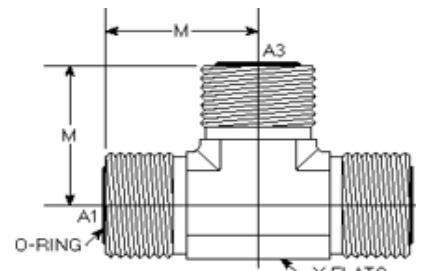
O-Ring Face Seal Fittings

MFS-MFS-MP TEE FS2601 Series



Part#	TUBE O.D.	A1 THREAD	A2 THREAD	A3 THREAD	L LGTH	M.M.	M LGTH	M.M.	Y FLATS	Y FLATS	M.M.
FS2601-06-06-04	3/8	11/16-16	11/16-16	1/4-18	1.090	27.64	.980	24.89	3/4	0.750	19.05
FS2601-06-06-06	3/8	9/16-18	9/16-18	3/8-18	1.195	30.35	1.013	25.73	3/4	0.750	19.05
FS2601-08-08-08	1/2	13/16-16	13/16-16	1/2-14	1.470	37.34	1.100	27.94	7/8	0.875	22.22
FS2601-12-12-12	3/4	1 3/16-12	1 3/16-12	3/4-14	1.59	40.39	1.47	37.34	1 3/16	1.188	30.18

MFS-MFS-MFS TEE FS2603 Series SAE# 520401

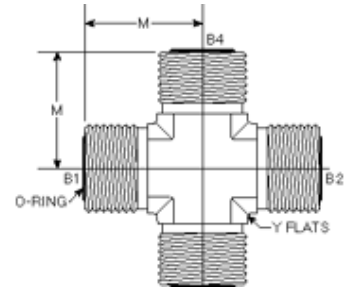


Part#	TUBE O.D.	A1 THREAD	A2 THREAD	A3 THREAD	M LGTH	M.M.	Y FLATS	Y FLATS	M.M.
FS2603-04-04-04	1/4	9/16-18	9/16-18	9/16-18	0.850	21.59	9/16	0.562	14.27
FS2603-06-06-06	3/8	11/16-16	11/16-16	11/16-16	0.980	24.89	3/4	0.750	19.05
FS2603-08-08-08	1/2	13/16-16	13/16-16	13/16-16	1.100	27.94	3/4	0.750	19.05
FS2603-10-10-10	5/8	1-14	1-14	1-14	1.310	33.27	1 1/16	1.062	26.97
FS2603-12-12-12	3/4	1 3/16-12	1 3/16-12	1 3/16-12	1.470	37.34	1 3/16	1.188	30.17
FS2603-16-16-16	1	1 7/16-12	1 7/16-12	1 7/16-12	1.640	41.66	1 7/16	1.438	36.52
FS2603-20-20-20	1 1/4	1 11/16-12	1 11/16-12	1 11/16-12	1.760	44.70	1 5/8	1.625	41.27
FS2603-24-24-24	1 1/2	2-14	2-14	2-14	1.920	48.77	1 7/8	1.875	47.62

MFS-MFS-MFS-MFS-CROSS

FS2650 Series

SAE# 520501



Part #	TUBE O.D.	A1 THREAD	A2 THREAD	A3 THREAD	A4 THREAD	M LGTH	M.M.	Y FLATS	M.M.
FS2650-04-04-04-04	1/4	9/16-12	9/16-12	9/16-12	9/16-12	0.850	21.59	9/16	14.27
FS2650-06-06-06-06	3/8	11/16-16	11/16-16	11/16-16	11/16-16	0.980	24.89	3/4	19.05
FS2650-08-08-08-08	1/2	13/16-16	13/16-16	13/16-16	13/16-16	1.100	27.94	3/4	19.05
FS2650-10-10-10-10	5/8	1-14	1-14	1-14	1-14	1.310	33.27	1 1/16	26.97
FS2650-12-12-12-12	3/4	1 3/16-12	1 3/16-12	1 3/16-12	1 3/16-12	1.470	37.34	1 3/16	30.17
FS2650-16-16-16-16	1	1 7/16-12	1 7/16-12	1 7/16-12	1 7/16-12	1.640	41.66	1 7/16	36.52
FS2650-20-20-20-20	1 1/4	1 11/16-12	1 11/16-12	1 11/16-12	1 11/16-12	1.760	44.71	1 5/8	41.27
FS2650-24-24-24-24	1 1/2	2-12	2-12	2-12	2-12	1.920	48.77	1 7/8	47.62

45° Bulkhead Union Elbow

FS2702

ORFS tube end / ORFS tube end
SAE 520801

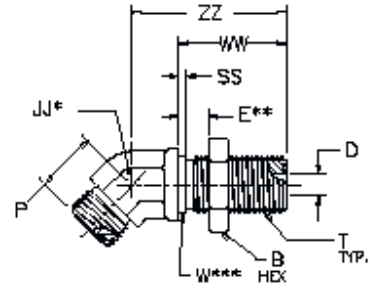
Parker Number Information
WNL

All dimensions are in inches

* Across wrench flats.

** Maximum bulkhead thickness.

*** Bulkhead pilot diameter. Recommended clearance hole is $W + 0.015$ ".



TUBE FITTING PART #	TUBE O.D. (inch)	T TUBE END UN/UNF-2A	B HEX (inch)	D DRILL (inch)	E MAX (inch)	JJ (inch)	P (inch)	S2 (inch)	W DIA (inch)	WW (inch)	ZZ (inch)
FS2702-4-4	1/4	9/16-18	13/16	0.172	0.53	9/16	0.63	0.06	0.56	1.24	1.73
FS2702-6-6	3/8	11/16-16	1	0.264	0.53	3/4	0.74	0.06	0.69	1.34	1.91
FS2702-8-8	1/2	13/16-16	1 1/8	0.378	0.53	3/4	0.80	0.06	0.81	1.44	2.01
FS2702-10-10	5/8	1-14	1 5/16	0.484	0.52	1 1/16	0.92	0.06	1.00	1.60	2.23
FS2702-12-12	3/4	1 3/16-12	1 1/2	0.609	0.50	1 3/16	1.02	0.06	1.19	1.64	2.39
FS2702-16-16	1	1 7/16-12	1 3/4	0.811	0.51	1 7/16	1.18	0.06	1.44	1.66	2.57
FS2702-20-20	1 1/4	1 11/16-12	2	1.024	0.51	1 5/8	1.26	0.06	1.69	1.66	2.64
FS2702-24-24	1 1/2	2-12	2 3/8	1.260	0.51	1 7/8	1.45	0.06	2.00	1.66	2.64

Bulkhead Run Tee

FS2704

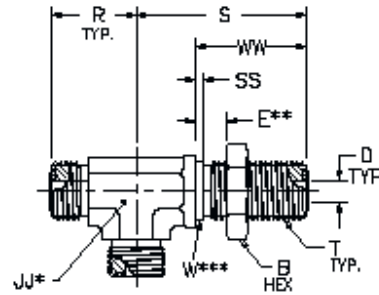
ORFS tube end (all three ends)

SAE 520958

Parker Number Information

WJL

All dimensions are in inches



TUBE FITTING PART #	TUBE O.D. (inch)	T TUBE END UN/UNF-2A	B HEX (inch)	D DRILL (inch)	E MAX (inch)	JJ (inch)	R (inch)	S1 (inch)	S2 (inch)	W DIA (inch)	WW (inch)
FS2704-4-4-4	1/4	9/16-18	13/16	0.172	0.53	9/16	0.89	1.85	0.06	0.56	1.24
FS2704-6-6-6	3/8	11/16-16	1	0.264	0.53	3/4	1.02	2.05	0.06	0.69	1.34
FS2704-8-8-8	1/2	13/16-16	1 1/8	0.378	0.53	3/4	1.14	2.18	0.06	0.81	1.44
FS2704-10-10-10	5/8	1-14	1 5/16	0.484	0.52	1 1/16	1.36	2.48	0.06	1.00	1.60
FS2704-12-12-12	3/4	1 3/16-12	1 1/2	0.609	0.50	1 3/16	1.52	2.65	0.06	1.19	1.64
FS2704-16-16-16	1	1 7/16-12	1 3/4	0.811	0.51	1 7/16	1.67	2.80	0.06	1.44	1.66
FS2704-20-20-20	1 1/4	1 11/16-12	2	1.024	0.51	1 5/8	1.79	2.97	0.06	1.69	1.66
FS2704-24-24-24	1 1/2	2-12	2 3/8	1.260	0.51	1 7/8	1.95	3.13	0.06	2.00	1.66

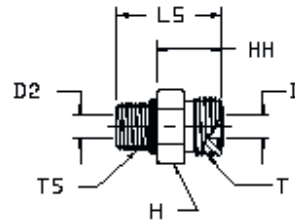
Straight Thread Connector

FS6400

ORFS tube end / straight thread O-ring
SAE 520120

Parker Number Information
F5L

All dimensions are in inches



TUBE FITTING PART #	TUBE O.D. (inch)	T TUBE END UN/UNF-2A	T5 PORT THD UN/UNF-2A	D** DRILL (inch)	D2** DRILL (inch)	H HEX (inch)	L5 (inch)
FS6400-4-4	1/4	9/16-18	7/16-20	0.172	0.172	5/8	1.13
FS6400-4-5	1/4	9/16-18	1/2-20	0.172	0.236	3/8	1.13
FS6400-4-6	1/4	9/16-18	9/16-18	0.172	0.264	3/4	1.20
FS6400-4-8	1/4	9/16-18	3/4-16	0.172	0.378	7/8	1.32
FS6400-6-6	3/8	11/16-16	9/16-18	0.264	0.264	3/4	1.25
FS6400-6-4	3/8	11/16-16	7/16-20	0.264	0.172	3/4	1.34
FS6400-6-5	3/8	11/16-16	1/2-20	0.264	0.234	3/4	1.22
FS6400-6-8	3/8	11/16-16	3/4-16	0.264	0.378	7/8	1.38
FS6400-6-10	3/8	11/16-16	7/8-14	0.264	0.484	1	1.53
FS6400-8-8	1/2	13/16-16	3/4-16	0.378	0.378	7/8	1.44
FS6400-8-6	1/2	13/16-16	9/16-18	0.378	0.264	7/8	1.47
FS6400-8-10	1/2	13/16-16	7/8-14	0.378	0.484	1	1.59
FS6400-8-12	1/2	13/16-16	1 1/16-12	0.378	0.609	1 1/4	1.75
FS6400-8-16	1/2	13/16-16	1 5/16-12	0.378	0.811	1 1/2	1.79
FS6400-10-10	5/8	1-14	7/8-14	0.484	0.484	1 1/16	1.70
FS6400-10-8	5/8	1-14	3/4-16	0.484	0.378	1 1/16	1.78
FS6400-10-12	5/8	1-14	1 1/16-12	0.484	0.609	1 1/4	1.86
FS6400-12-12	3/4	1 3/16-12	1 1/16-12	0.609	0.609	1 1/4	1.92
FS6400-12-8	3/4	1 3/16-12	3/4-16	0.609	0.378	1 1/4	1.91
FS6400-12-10	3/4	1 3/16-12	7/8-14	0.609	0.484	1 1/4	1.99
FS6400-12-16	3/4	1 3/16-12	1 5/16-12	0.609	0.811	1 1/2	1.96
FS6400-16-16	1	1 7/16-12	1 5/16-12	0.811	0.811	1 1/2	1.98
FS6400-16-12	1	1 7/16-12	1 1/16-12	0.811	0.609	1 1/2	2.14
FS6400-16-20	1	1 7/16-12	1 5/8-12	0.811	1.024	1 7/8	2.06
FS6400-20-20	1 1/4	1 11/16-12	1 5/8-12	1.024	1.024	1 7/8	2.06
FS6400-20-16	1 1/4	1 11/16-12	1 5/16-12	1.024	0.811	1 7/8	2.28
FS6400-20-24	1 1/4	1 11/16-12	1 7/8-12	1.024	1.260	2 1/8	2.13
FS6400-24-24	1 1/2	2-12	1 7/8-12	1.260	1.260	2 1/8	2.13
FS6400-24-20	1 1/2	2-12	1 5/8-12	1.260	1.024	2 1/8	2.35

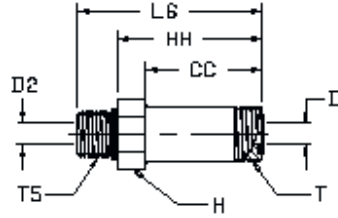
Long Straight Thread Connector

FS6400L

ORFS tube end / straight thread O-ring
SAE 521720 (Previously 520122)

Parker Number Information
FF5L

All dimensions are in inches



TUBE FITTING PART #	TUBE O.D. (inch)	T TUBE END UN/UNF-2A	T5 PORT THD UN/UNF-2A	CC (inch)	D DRILL (inch)	D2 DRILL (inch)	H HEX (inch)	L6 (inch)
FS6400L-4-4	1/4	9/16-18	7/16-20	1.33	0.172	0.172	5/8	2.07
FS6400L-6-6	3/8	11/16-16	9/16-18	1.45	0.264	0.264	3/4	2.27
FS6400L-8-8	1/2	13/16-16	3/4-16	1.74	0.378	0.378	7/8	2.68
FS6400L-10-10	5/8	1-14	7/8-14	2.04	0.484	0.484	1 1/16	3.13
FS6400L-12-12	3/4	1 3/16-12	1 1/16-12	2.05	0.609	0.609	1 5/16	3.76
FS6400L-16-16	1	1 7/16-12	1 5/16-12	2.85	0.811	0.811	1 5/8	4.14
FS6400L-20-20	1 1/4	1 11/16-12	1 5/8-12	3.39	1.024	1.024	1 7/8	4.76
FS6400L-24-24	1 1/2	2-12	1 7/8-12	3.82	1.26	1.260	2 1/8	5.26

37° Swivel Adapter FS6402

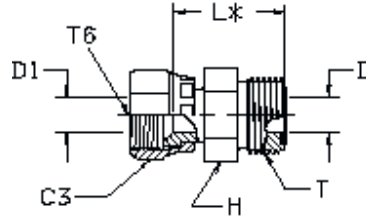
37° swivel / ORFS tube end

Parker Number Information

LHX6

All dimensions are in inches

*L — END TO BASE OF FLARE



TUBE FITTING PART #	TUBE O.D. (inch)	T TUBE END UN/UNF-2A	T6 SWIVEL UN/UNF-2B	C3 HEX (inch)	D DRILL (inch)	D1 DRILL (inch)	H HEX (inch)	L (inch)
FS6402-4-4	1/4	9/16-18	7/16-20	9/16	0.172	0.172	5/8	1.04
FS6402-6-6	3/8	11/16-16	9/16-18	11/16	0.264	0.264	3/4	1.14
FS6402-8-8	1/2	13/16-16	3/4-16	7/8	0.378	0.378	7/8	1.32
FS6402-10-10	5/8	1-14	7/8-14	1	0.484	0.484	1 1/16	1.52
FS6402-12-12	3/4	1 3/16-12	1 1/16-12	1 1/4	0.609	0.609	1 1/4	1.63
FS6402-16-16	1	1 7/16-12	1 5/16-12	1 1/2	0.811	0.811	1 1/2	1.79

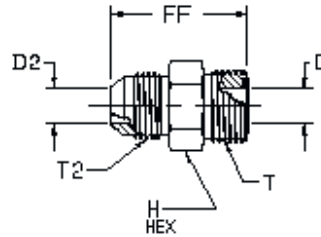
37° Male Adapter FS6403

37° tube end / ORFS tube end

Parker Number Information

XHL

All dimensions are in inches



TUBE FITTING PART #	TUBE O.D. (inch)	T TUBE END UN/UNF-2A	T2 TUBE END UN/UNF-2A	D DRILL (inch)	D2 DRILL (inch)	FF (inch)	H HEX (inch)
FS6403-4-4	1/4	9/16-18	7/16-20	0.172	0.172	1.25	5/8
FS6403-6-6	3/8	11/16-16	9/16-18	0.264	0.264	1.34	3/4
FS6403-8-8	1/2	13/16-16	3/4-16	0.378	0.378	1.55	7/8
FS6403-10-10	5/8	1-14	7/8-14	0.484	0.484	1.83	1 1/16
FS6403-12-12	3/4	1 3/16-12	1 1/16-12	0.609	0.609	2.05	1 1/4
FS6403-16-16	1	1 7/16-12	1 5/16-12	0.811	0.811	2.16	1 1/2
FS6403-20-20	1 1/4	1 11/16-12	1 5/8-12	1.024	1.024	2.29	1 3/4
FS6403-24-24	1 1/2	2-12	1 7/8-12	1.260	1.260	2.48	2 1/8

Straight Thread Swivel Connector

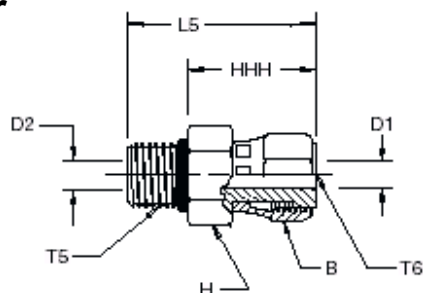
FS6412

ORFS swivel / Straight thread O-ring
SAE 520181

Parker Number Information

F65L

All dimensions are in inches



TUBE FITTING PART #	TUBE O.D. (inch)	T5 PORT END UN/UNF-2A	T6 SWIVEL UN/UNF-2B	B HEX (inch)	D1 DRILL (inch)	D2 DRILL (inch)	H HEX (inch)	L5 (inch)
FS6412-4-4	1/4	7/16-20	9/16-18	11/16	0.165	0.172	5/8	1.46
FS6412-6-6	3/8	9/16-18	11/16-16	13/16	0.264	0.264	3/4	1.58
FS6412-8-8	1/2	3/4-16	13/16-16	15/16	0.358	0.378	7/8	1.95
FS6412-10-10	5/8	7/8-14	1-14	1 1/8	0.453	0.484	1 1/16	2.13
FS6412-12-12	3/4	1 1/16-12	1 3/16-12	1 3/8	0.547	0.609	1 1/4	2.34
FS6412-16-16	1	1 5/16-12	1 7/16-12	1 5/8	0.783	0.811	1 1/2	2.66
FS6412-20-20	1 9/16	1 5/8-12	1 11/16-12	1 7/8	1.024	1.024	1 3/4	2.66

FS6500

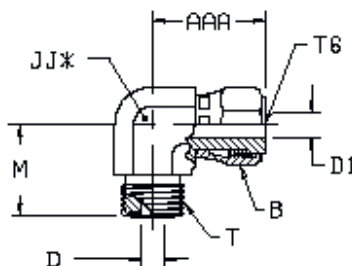
ORFS swivel / ORFS tube end
SAE 520221

Parker Number Information

C6L

All dimensions are in inches

*JJ — ACROSS WRENCH FLATS



TUBE FITTING PART #	TUBE O.D. (inch)	T TUBE END UN/UNF-2A	T6 SWIVEL UN/UNF-2B	AAA (inch)	B HEX (inch)	D DRILL (inch)	D1 DRILL (inch)	JJ (inch)	M (inch)
FS6500-4-4	1/4	9/16-18	9/16-18	1.07	11/16	0.172	0.165	9/16	0.85
FS6500-6-6	3/8	11/16-16	11/16-16	1.17	13/16	0.264	0.264	3/4	0.98
FS6500-8-8	1/2	13/16-16	13/16-16	1.49	15/16	0.378	0.358	3/4	1.10
FS6500-10-10	5/8	1-14	1-14	1.65	1 1/8	0.484	0.453	1 1/16	1.31
FS6500-12-12	3/4	1 3/16-12	1 3/16-12	1.82	1 3/8	0.609	0.547	1 3/16	1.47
FS6500-16-16	1	1 7/16-12	1 7/16-12	2.10	1 5/8	0.811	0.783	1 7/16	1.64
FS6500-20-20	1 1/4	1 11/16-12	1 11/16-12	2.29	1 7/8	1.024	1.024	1 5/8	1.76
FS6500-24-24	1 1/2	2-12	2-12	2.41	2 1/4	1.260	1.260	1 7/8	1.92

37° Male Swivel Adapter

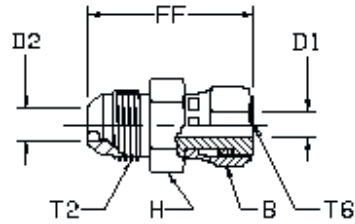
FS6504

ORFS swivel / 37° tube end

Parker Number Information

XHL6

All dimensions are in inches



TUBE FITTING PART #	TUBE O.D. (inch)	T2 TUBE END UN/UNF-2A	T6 SWIVEL UN/UNF-2B	B HEX (inch)	D1 DRILL (inch)	D2 (inch)	FF (inch)	H HEX (inch)
FS6504-4-4	1/4	7/16-20	9/16-18	11/16	0.165	0.165	1.50	5/8
FS6504-6-6	3/8	9/16-18	11/16-16	13/16	0.264	0.264	1.61	3/4
FS6504-8-8	1/2	3/4-16	13/16-16	15/16	0.358	0.358	1.90	7/8
FS6504-10-10	5/8	7/8-14	1-14	1 1/8	0.453	0.453	2.20	1 1/16
FS6504-12-12	3/4	1 1/16-12	1 3/16-12	1 3/8	0.547	0.547	2.50	1 1/4
FS6504-16-16	1	1 5/16-12	1 7/16-12	1 5/8	0.783	0.783	2.66	1 1/2
FS6504-20-20	1 1/4	1 5/8-12	1 11/16-12	1 7/8	1.024	1.024	2.80	1 11/16

Swivel Nut Union

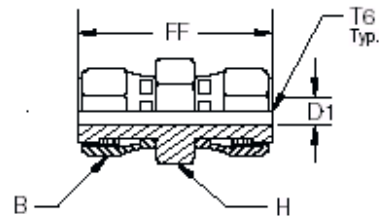
FS6565

ORFS swivel / ORFS swivel

Parker Number Information

HL6

All dimensions are in inches



TUBE FITTING PART #	TUBE O.D. (inch)	T6 SWIVEL UN/UNF-2B	B HEX (inch)	D1 DRILL (inch)	FF (inch)	H HEX (inch)
FS6565-4-4	1/4	9/16-18	11/16	0.165	1.59	5/8
FS6565-6-6	3/8	11/16-16	13/16	0.264	1.77	3/4
FS6565-8-8	1/2	13/16-16	15/16	0.358	2.12	7/8
FS6565-10-10	5/8	1-14	1 1/8	0.453	2.42	1 1/16
FS6565-12-12	3/4	1 3/16-12	1 3/8	0.547	2.74	1 1/4

Swivel Nut Branch Tee

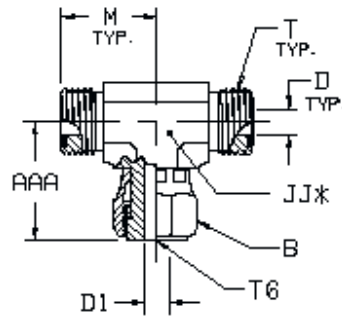
FS6600

ORFS swivel / ORFS tube ends
SAE 520433

Parker Number Information
S6L

All dimensions are in inches

*JJ — ACROSS WRENCH FLATS



TUBE FITTING PART #	TUBE O.D. (inch)	T TUBE END UN/UNF-2A	T6 SWIVEL UN/UNF-2B	AAA (inch)	B HEX (inch)	D DRILL (inch)	D1 DRILL (inch)	JJ (inch)	M (inch)
FS6600-4-4-4	1/4	9/16-18	9/16-18	1.07	11/16	0.172	0.165	9/16	0.85
FS6600-6-6-6	3/8	11/16-16	11/16-16	1.17	13/16	0.264	0.264	3/4	0.98
FS6600-8-8-8	1/2	13/16-16	13/16-16	1.49	15/16	0.378	0.358	3/4	1.10
FS6600-10-10-10	5/8	1-14	1-14	1.65	1 1/8	0.484	0.453	1 1/16	1.31
FS6600-12-12-12	3/4	1 3/16-12	1 3/16-12	1.82	1 3/8	0.609	0.547	1 3/16	1.47
FS6600-16-16-16	1	1 7/16-12	1 7/16-12	2.10	1 5/8	0.811	0.783	1 7/16	1.64
FS6600-20-20-20	1 1/4	1 11/16-12	1 11/16-12	2.29	1 7/8	1.024	1.024	1 5/8	1.76
FS6600-24-24-24	1 1/2	2-12	2-12	2.41	2 1/4	1.260	1.260	1 7/8	1.92

Swivel Nut Run Tee

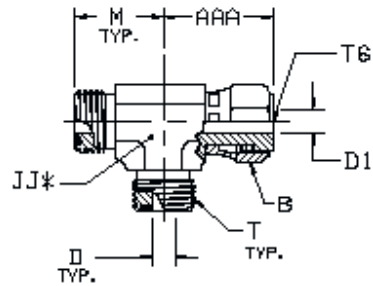
FS6602

ORFS swivel / ORFS tube ends
SAE 520432

Parker Number Information
R6L

All dimensions are in inches

*JJ — ACROSS WRENCH FLATS



TUBE FITTING PART #	TUBE O.D. (inch)	T TUBE END UN/UNF-2A	T6 SWIVEL UN/UNF-2B	AAA (inch)	B HEX (inch)	D DRILL (inch)	D1 DRILL (inch)	JJ (inch)	M (inch)
FS6602-4-4	1/4	9/16-18	9/16-18	1.07	11/16	0.172	0.165	9/16	0.85
FS6602-6-6	3/8	11/16-16	11/16-16	1.17	13/16	0.264	0.264	3/4	0.98
FS6602-8-8	1/2	13/16-16	13/16-16	1.49	15/16	0.378	0.358	3/4	1.10
FS6602-10-10	5/8	1-14	1-14	1.65	1 1/8	0.484	0.453	1 1/16	1.31
FS6602-12-12	3/4	1 3/16-12	1 3/16-12	1.82	1 3/8	0.609	0.547	1 3/16	1.47
FS6602-16-16	1	1 7/16-12	1 7/16-12	2.10	1 5/8	0.811	0.783	1 7/16	1.64
FS6602-20-20	1 1/4	1 11/16-12	1 11/16-12	2.29	1 7/8	1.024	1.024	1 5/8	1.76
FS6602-24-24	1 1/2	2-12	2-12	2.41	2 1/4	1.260	1.260	1 7/8	1.92

Straight Thread Elbow

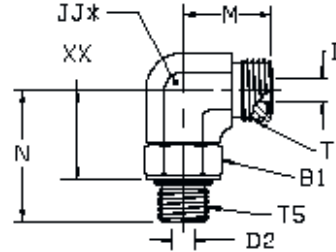
FS6801

ORFS Tube end / straight thread O-ring
SAE 520220

Parker Number Information
C5L

All dimensions are in inches

*JJ — ACROSS WRENCH FLATS



TUBE FITTING PART #	TUBE O.D. (inch)	T TUBE END UN/UNF-2A	T5 PORT THD UN/UNF-2A	B1 HEX (inch)	D DRILL (inch)	D2 DRILL (inch)	JJ (inch)	M (inch)	N (inch)
FS6801-4-4	1/4	9/16-18	7/16-20	5/8	0.172	0.172	9/16	0.85	1.29
FS6801-4-6	1/4	9/16-18	9/16-18	3/4	0.172	0.264	3/4	0.92	1.45
FS6801-4-8	1/4	9/16-18	3/4-16	15/16	0.172	0.378	3/4	0.97	1.60
FS6801-6-6	3/8	11/16-16	9/16-18	3/4	0.264	0.264	3/4	0.98	1.45
FS6801-6-4	3/8	11/16-16	7/16-20	5/8	0.264	0.172	3/4	0.98	1.37
FS6801-6-8	3/8	11/16-16	3/4-16	15/16	0.264	0.378	3/4	1.04	1.60
FS6801-6-10	3/8	11/16-16	7/8-14	1 1/16	0.264	0.484	1 1/16	1.15	1.97
FS6801-6-12	3/8	11/16-16	1 1/16-12	1 3/8	0.264	0.609	1 1/16	1.28	2.17
FS6801-8-8	1/2	13/16-16	3/4-16	15/16	0.378	0.378	3/4	1.10	1.60
FS6801-8-6	1/2	13/16-16	9/16-18	3/4	0.378	0.264	3/4	1.10	1.44
FS6801-8-10	1/2	13/16-16	7/8-14	1 1/16	0.378	0.484	1 1/16	1.21	1.97
FS6801-8-12	1/2	13/16-16	1 1/16-12	1 3/8	0.378	0.609	1 3/16	1.32	2.17
FS6801-10-10	5/8	1-14	7/8-14	1 1/16	0.484	0.484	1 1/16	1.31	1.97
FS6801-10-8	5/8	1-14	3/4-16	15/16	0.484	0.378	1 1/16	1.31	1.80
FS6801-10-12	5/8	1-14	1 1/16-12	1 3/8	0.484	0.609	1 3/16	1.41	2.17
FS6801-12-12	3/4	1 3/16-12	1 1/16-12	1 3/8	0.609	0.609	1 3/16	1.47	2.17
FS6801-12-8	3/4	1 3/16-12	3/4-16	15/16	0.609	0.378	1 3/16	1.47	1.84
FS6801-12-10	3/4	1 3/16-12	7/8-14	1 1/16	0.609	0.484	1 3/16	1.47	2.01
FS6801-12-16	3/4	1 3/16-12	1 5/16-12	1 5/8	0.609	0.811	1 7/16	1.62	2.35
FS6801-16-16	1	1 7/16-12	1 5/16-12	1 5/8	0.811	0.811	1 7/16	1.64	2.35
FS6801-16-12	1	1 7/16-12	1 1/16-12	1 3/8	0.811	0.609	1 7/16	1.64	2.32
FS6801-16-20	1	1 7/16-12	1 5/8-12	1 7/8	0.811	1.024	1 5/8	1.76	2.45
FS6801-20-20	1 1/4	1 11/16-12	1 5/8-12	1 7/8	1.024	1.024	1 5/8	1.76	2.45
FS6801-20-16	1 1/4	1 11/16-12	1 5/16-12	1 5/8	1.024	0.811	1 5/8	1.76	2.42
FS6801-20-24	1 1/4	1 11/16-12	1 7/8-12	2 1/8	1.024	1.260	1 7/8	1.92	2.59
FS6801-24-24	1 1/2	2-12	1 7/8-12	2 1/8	1.260	1.260	1 7/8	1.92	2.59
FS6801-24-20	1 1/2	2-12	1 5/8-12	1 7/8	1.260	1.024	1 7/8	1.92	2.59

Long Straight Thread Elbow

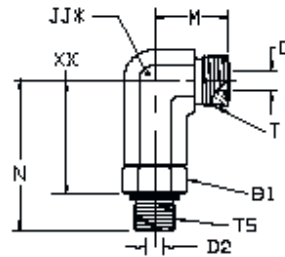
FS6801L

ORFS Tube end / straight thread O-ring
SAE 521520

Parker Number Information
CC5L

All dimensions are in inches

*JJ — ACROSS WRENCH FLATS



TUBE FITTING PART #	TUBE O.D. (inch)	T TUBE END UN/UNF-2A	T5 PORT THD UN-UNF-2A	B1 HEX (inch)	D DRILL (inch)	D2 DRILL (inch)	JJ (inch)	M (inch)	N (inch)
FS6801L-4-4	1/4	9/16-18	7/16-20	5/8	0.172	0.172	9/16	0.85	2.23
FS6801L-6-6	3/8	11/16-16	9/16-18	3/4	0.264	0.264	3/4	0.98	2.61
FS6801L-8-8	1/2	13/16-16	3/4-16	15/16	0.378	0.378	3/4	1.10	2.95
FS6801L-10-10	5/8	1-14	7/8-14	1 1/16	0.484	0.484	1 1/16	1.31	3.51
FS6801L-12-12	3/4	1 3/16-12	1 1/16-12	1 3/8	0.609	0.609	1 3/16	1.47	3.97
FS6801L-16-16	1	1 7/16-12	1 5/16-12	1 5/8	0.811	0.811	1 7/16	1.64	4.51

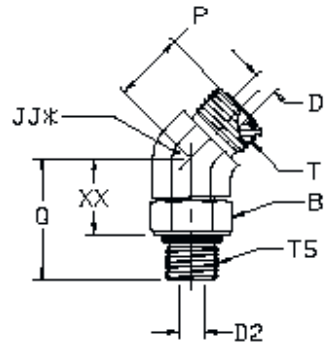
45° Straight Thread Elbow

FS6802

ORFS tube end / straight thread O-ring
SAE 520320

Parker Number Information
V5L

All dimensions are in inches



TUBE FITTING PART #	TUBE O.D. (inch)	T TUBE END UN/UNF-2A	T5 PORT THD UN/UNF-2A	B1 HEX (inch)	D DRILL (inch)	D2 DRILL (inch)	JJ (inch)	P (inch)	Q (inch)
FS6802-4-4	1/4	9/16-18	7/16-20	5/8	0.172	0.172	9/16	0.63	1.18
FS6802-4-6	1/4	9/16-18	9/16-18	3/4	0.172	0.264	3/4	0.68	1.30
FS6802-6-6	3/8	11/16-16	9/16-18	3/4	0.264	0.264	3/4	0.74	1.30
FS6802-6-4	3/8	11/16-16	7/16-20	5/8	0.264	0.172	3/4	0.74	1.22
FS6802-6-8	3/8	11/16-16	3/4-16	15/16	0.264	0.378	3/4	0.74	1.43
FS6802-8-8	1/2	13/16-16	3/4-16	15/16	0.378	0.378	3/4	0.80	1.43
FS6802-8-6	1/2	13/16-16	9/16-18	3/4	0.378	0.264	3/4	0.80	1.27
FS6802-8-10	1/2	13/16-16	7/8-14	1 1/16	0.378	0.484	3/4	0.82	1.76
FS6802-10-10	5/8	1-14	7/8-14	1 1/16	0.484	0.484	1 1/16	0.92	1.76
FS6802-10-8	5/8	1-14	3/4-16	15/16	0.484	0.378	1 1/16	0.92	1.59
FS6802-10-12	5/8	1-14	1 1/16-12	1 3/8	0.484	0.609	1 3/16	0.96	1.97
FS6802-12-12	3/4	1 3/16-12	1 1/16-12	1 3/8	0.609	0.609	1 3/16	1.02	1.97
FS6802-12-10	3/4	1 3/16-12	7/8-14	1 1/16	0.609	0.484	1 3/16	1.02	1.81
FS6802-12-16	3/4	1 3/16-12	1 5/16-12	1 5/8	0.609	0.811	1 7/16	1.16	2.06
FS6802-16-16	1	1 7/16-12	1 5/16-12	1 5/8	0.811	0.811	1 7/16	1.18	2.06
FS6802-16-12	1	1 7/16-12	1 1/16-12	1 3/8	0.811	0.609	1 7/16	1.18	2.03
FS6802-16-20	1	1 7/16-12	1 5/8-12	1 7/8	0.811	1.024	1 5/8	1.26	2.11
FS6802-20-20	1 1/4	1 11/16-12	1 5/8-12	1 7/8	1.024	1.024	1 5/8	1.26	2.11
FS6802-24-24	1 1/2	2-12	1 7/8-12	2 1/8	1.260	1.260	1 7/8	1.45	2.11

Straight Thread Branch Tee

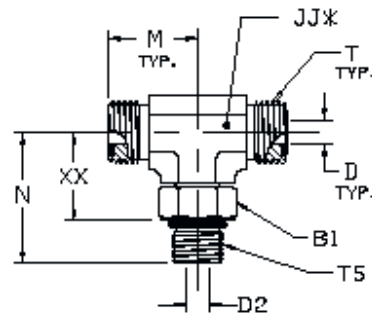
FS6803

ORFS tube ends / straight thread O-ring
SAE 520429

Parker Number Information
S5L

All dimensions are in inches

*JJ — ACROSS WRENCH FLATS



TUBE FITTING PART #	TUBE O.D. (inch)	T TUBE END UN/UNF-2A	T5 PORT THD UN/UNF-2A	B1 HEX (inch)	D DRILL (inch)	D2 DRILL (inch)	JJ (inch)	M (inch)	N (inch)
FS6803-4-4-4	1/4	9/16-18	7/16-20	5/8	0.172	0.172	9/16	0.85	1.29
FS6803-6-6-6	3/8	11/16-16	9/16-18	3/4	0.264	0.264	3/4	0.98	1.45
FS6803-6-6-8	3/8	11/16-16	3/4-16	15/16	0.264	0.378	3/4	1.04	1.60
FS6803-8-8-8	1/2	13/16-16	3/4-16	15/16	0.378	0.378	3/4	1.10	1.60
FS6803-10-10-10	5/8	1-14	7/8-14	1 1/16	0.484	0.484	1 1/16	1.31	1.97
FS6803-12-12-12	3/4	1 3/16-12	1 1/16-12	1 3/8	0.609	0.609	1 3/16	1.47	2.17
FS6803-12-12-16	3/4	1 3/16-12	1 5/16-12	1 5/8	0.709	0.811	1 7/16	1.62	2.35
FS6803-16-16-16	1	1 7/16-12	1 5/16-12	1 5/8	0.811	0.811	1 7/16	1.64	2.35
FS6803-20-20-20	1 1/4	1 11/16-12	1 5/8-12	1 7/8	1.024	1.024	1 5/8	1.76	2.45
FS6803-24-24-24	1 1/2	2-12	1 7/8-12	2 1/8	1.260	1.260	1 7/8	1.92	2.59

Straight Thread Run Tee

FS6804

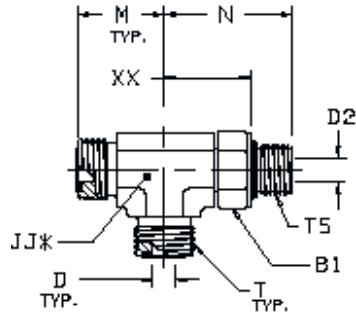
ORFS tube ends / straight thread O-ring
SAE 520428

Parker Number Information

R5L - Body only

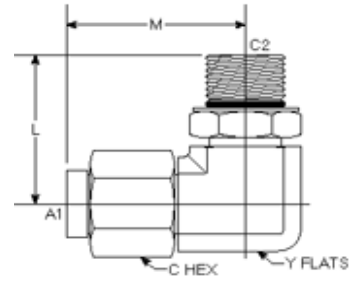
All dimensions are in inches

*JJ — ACROSS WRENCH FLATS



TUBE FITTING PART #	TUBE O.D. (inch)	T TUBE END UN/UNF-2A	T5 PORT THD UN/UNF-2A	B1 HEX (inch)	D DRILL (inch)	D2 DRILL (inch)	JJ (inch)	M (inch)	N (inch)
FS6804-4-4-4	1/4	9/16-18	7/16-20	5/8	0.172	0.172	9/16	0.85	1.29
FS6804-6-6-6	3/8	11/16-16	9/16-18	3/4	0.264	0.264	3/4	0.98	1.45
FS6804-8-8-8	1/2	13/16-16	3/4-16	15/16	0.378	0.378	3/4	1.10	1.60
FS6804-10-10-10	5/8	1-14	7/8-14	1 1/16	0.484	0.484	1 1/16	1.31	1.97
FS6804-12-12-12	3/4	1 3/16-12	1 1/16-12	1 3/8	0.609	0.609	1 3/16	1.47	2.17
FS6804-12-16-12	3/4	1 3/16 -12	1 5/16-12	1 5/8	0.609	0.811	1 7/16	1.62	2.35
FS6804-16-16-16	1	1 7/16-12	1 5/16-12	1 5/8	0.811	0.811	1 7/16	1.64	2.35
FS6804-20-20-20	1 1/4	1 11/16-12	1 5/8-12	1 7/8	1.024	1.024	1 5/8	1.76	2.45
FS6804-24-24-24	1 1/2	2-12	1 7/8-12	2 1/8	1.260	1.260	1 7/8	1.92	2.59

FS6809



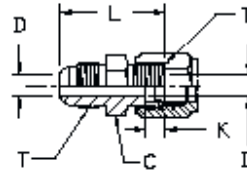
Part#	TUBE O.D.	A1 THREAD	C2 THREAD	L LGTH	M.M.	M LGTH	M.M.	C HEX	C HEX	M.M.	Y FLATS	M.M.
FS6809-04-04-NWO	1/4	9/16-18	7/16-20	1.290	32.77	1.040	26.42	11/16	0.688	17.47	0.562	14.27
FS6809-06-06-NWO	3/8	11/16-16	9/16-18	1.450	36.83	1.150	29.21	13/16	0.812	20.62	0.750	19.05
FS6809-08-08-NWO	1/2	13/16-16	3/4-16	1.600	40.64	1.490	37.85	15/16	0.937	23.80	0.750	19.05
FS6809-10-10-NWO	5/8	1-14	7/8-14	1.970	50.04	1.620	41.25	1 1/8	1.125	28.57	1.062	26.97
FS6809-12-12-NWO	3/4	1 3/16-12	1 1/16-12	2.170	55.12	1.820	46.23	1 3/8	1.387	34.23	1.188	30.17
FS6809-16-16-NWO	1	1 3/16-12	1 5/16-12	2.350	59.69	2.100	53.34	1 5/8	1.625	41.27	1.437	36.50

Union Adapter C2000

Flareless tube end / 37° flare tube end

Parker Number Information
XHU

All dimensions are in inches



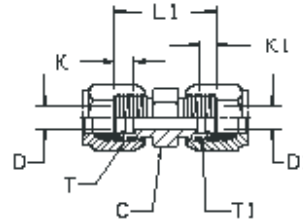
TUBE FITTING PART #	TUBE O.D. (inch)	T TUBE END UN/UNF-2A	C HEX (inch)	D DRILL (inch)	K (inch)	L (inch)
C2000-4-4	1/4	7/16-20	1/2	0.172	0.24	1.19
C2000-6-6	3/8	9/16-18	5/8	0.297	0.26	1.28
C2000-8-8	1/2	3/4-16	13/16	0.391	0.31	1.47
C2000-10-10	5/8	7/8-14	15/16	0.484	0.36	1.69
C2000-12-12	3/4	1 1/16-12	1 1/8	0.609	0.36	1.94
C2000-16-16	1	1 5/16-12	1 5/8	0.844	0.42	1.97
C2000-20-20	1 1/4	1 5/8-12	1 3/4	1.078	0.42	2.00
C2000-24-24	1 1/2	1 7/8-12	2 1/8	1.312	0.49	2.16

Union C2403

Flareless tube end / flareless tube end
SAE 080101

Parker Number Information
HU

All dimensions are in inches



TUBE FITTING PART #	TUBE O.D. (inch)	T TUBE END UN/UNF-2A	T1 TUBE END UN/UNF-2A	C HEX (inch)	D DRILL (inch)	D1 DRILL (inch)	K (inch)	K1 (inch)	L1 (inch)
C2403-2-2	1/8	5/16-24	5/16-24	7/16	0.094	0.094	0.19	0.19	1.02
C2403-3-3	3/16	3/8-24	3/8-24	7/16	0.125	0.125	0.24	0.24	1.11
C2403-4-4	1/4	7/16-20	7/16-20	1/2	0.203	0.203	0.24	0.24	1.19
C2403-5-5	5/16	1/2-20	1/2-20	9/16	0.234	0.234	0.26	0.26	1.19
C2403-6-6	3/8	9/16-18	9/16-18	5/8	0.281	0.281	0.26	0.26	1.24
C2403-6-4	3/8	9/16-18	7/16-20	5/8	0.281	0.203	0.26	0.24	1.22
C2403-8-8	1/2	3/4-16	3/4-16	13/16	0.422	0.422	0.31	0.31	1.42
C2403-10-10	5/8	7/8-14	7/8-14	15/16	0.500	0.500	0.36	0.36	1.61
C2403-12-12	3/4	1 1/16-12	1 1/16-12	1 1/8	0.656	0.656	0.36	0.36	1.81
C2403-14-14	7/8	1 3/16-12	1 3/16-12	1 1/4	0.718	0.718	0.36	0.36	1.81
C2403-16-16	1	1 5/16-12	1 5/16-12	1 3/8	0.875	0.875	0.42	0.42	1.81
C2403-20-20	1 1/4	1 5/8-12	1 5/8-12	1 11/16	1.093	1.093	0.42	0.42	1.89
C2403-24-24	1 1/2	1 7/8-12	1 7/8-12	2	1.344	1.344	0.49	0.49	1.96
C2403-32-32	2	2 1/2-12	2 1/2-12	2 5/8	1.812	1.812	0.49	0.49	2.11

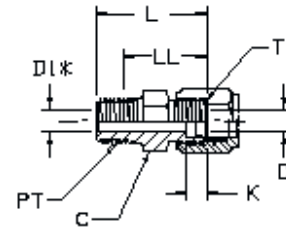
Male Connector

C2404

Flareless tube end / male pipe end
SAE 080102

Parker Number Information
FU

All dimensions are in inches
*D1—DRILL MAY BE PRESENT
DUE TO MANUFACTURERS
OPTION PER SAE J514



TUBE FITTING PART #	TUBE O.D. (inch)	T TUBE END UN/UNF-2A	PT PORT THD NPTF	C HEX (inch)	D DRILL (inch)	D1 DRILL (inch)	K (inch)	L (inch)
C2404-2-2	1/8	5/16-24	1/8-27	7/16	0.094	0.187	0.19	1.03
C2404-2-4	1/8	5/16-24	1/4-18	9/16	0.094	0.281	0.19	1.25
C2404-4-4	1/4	7/16-20	1/4-18	9/16	0.203	0.281	0.24	1.33
C2404-4-6	1/4	7/16-20	3/8-18	3/4	0.203	0.406	0.24	1.33
C2404-4-8	1/4	7/16-20	1/2-14	7/8	0.203	0.531	0.24	1.58
C2404-6-4	3/8	9/16-18	1/4-18	5/8	0.281	0.281	0.26	1.34
C2404-6-2	3/8	9/16-18	1/8-27	5/8	0.281	0.187	0.26	1.16
C2404-6-6	3/8	9/16-18	3/8-18	3/4	0.281	0.406	0.26	1.34
C2404-6-8	3/8	9/16-18	1/2-14	15/16	0.281	0.531	0.26	1.60
C2404-8-6	1/2	3/4-16	3/8-18	13/16	0.422	0.406	0.31	1.44
C2404-8-4	1/2	3/4-16	1/4-18	13/16	0.422	0.281	0.31	1.44
C2404-8-8	1/2	3/4-16	1/2-14	7/8	0.422	0.531	0.31	1.69
C2404-8-12	1/2	3/4-16	3/4-14	1 1/8	0.422	0.718	0.31	1.75
C2404-10-8	5/8	7/8-14	1/2-14	15/16	0.500	0.531	0.36	1.75
C2404-10-6	5/8	7/8-14	3/8-18	15/16	0.500	0.406	0.36	1.56
C2404-10-12	5/8	7/8-14	3/4-14	1 1/8	0.500	0.718	0.36	1.83
C2404-12-12	3/4	1 1/16-12	3/4-14	1 1/8	0.656	0.718	0.36	1.88
C2404-12-8	3/4	1 1/16-12	1/2-14	1 1/8	0.656	0.531	0.36	1.88
C2404-14-12	7/8	1 3/16-12	3/4-14	1 1/4	0.718	0.718	0.36	1.88
C2404-16-16	1	1 5/16-12	1-11 1/2	1 3/8	0.875	0.937	0.42	2.08
C2404-16-12	1	1 5/16-12	3/4-14	1 3/8	0.875	0.718	0.42	1.88
C2404-20-20	1 1/4	1 5/8-12	1 1/4-11 1/2	1 11/16	1.093	1.250	0.42	2.19
C2404-24-24	1 1/2	1 7/8-12	1 1/2-11 1/2	2	1.344	1.500	0.49	2.28
C2404=32-32	2	2 1/2-12	2-11 1/2	2 3/4	1.812	1.937	0.49	2.47

Female Connector

C2405

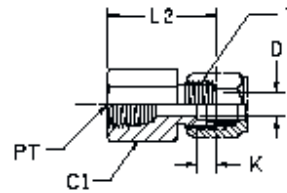
Flareless tube end / female pipe end

SAE 080103

Parker Number Information

GU - Body only

All dimensions are in inches



TUBE FITTING PART #	TUBE O.D. (inch)	T TUBE END UN/UNF-2A	PT PORT THD NPTF	C1 HEX (inch)	D DRILL (inch)	K (inch)	L2 (inch)
C2405-2-2	1/8	5/16-24	1/8-27	9/16	0.094	0.19	1.05
C2405-4-2	1/4	7/16-20	1/8-27	9/16	0.203	0.24	1.09
C2405-4-4	1/4	7/16-20	1/4-18	3/4	0.203	0.24	1.29
C2405-5-2	5/16	1/2-20	1/8-27	9/16	0.234	0.26	1.08
C2405-6-4	3/8	9/16-18	1/4-18	3/4	0.281	0.26	1.31
C2405-6-6	3/8	9/16-18	3/8-18	7/8	0.281	0.26	1.34
C2405-6-8	3/8	9/16-18	1/2-14	1 1/8	0.281	0.26	1.59
C2405-8-6	1/2	3/4-16	3/8-18	7/8	0.422	0.31	1.47
C2405-8-4	1/2	3/4-16	1/4-18	7/8	0.422	0.31	1.46
C2405-8-8	1/2	3/4-16	1/2-14	1 1/8	0.422	0.31	1.69
C2405-10-8	5/8	7/8-14	1/2-14	1 1/8	0.500	0.36	1.77
C2405-12-12	3/4	1 1/16-12	3/4-14	1 3/8	0.656	0.36	1.89
C2405-14-12	7/8	1 3/16-12	3/4-14	1 3/8	0.718	0.36	1.86
C2405-16-16	1	1 5/16-12	1-11 1/2	1 5/8	0.875	0.42	2.13
C2405-20-20	1 1/4	1 5/8-12	1 1/4-11 1/2	2	1.093	0.42	2.22
C2405-24-24	1 1/2	1 7/8-12	1 1/2-11 1/2	2 3/8	1.344	0.49	2.23

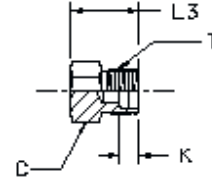
Plug

C2408

Flareless tube end plug
SAE 080109

Parker Number Information
PNU

All dimensions are in inches



TUBE FITTING PART #	TUBE O.D. (inch)	T TUBE END UN/UNF-2A	C HEX (inch)	K (inch)	L3 (inch)
C2408-2	1/8	5/16-24	7/16	0.19	0.63
C2408-4	1/4	7/16-20	1/2	0.24	0.72
C2408-5	5/16	1/2-20	9/16	0.26	0.72
C2408-6	3/8	9/16-18	5/8	0.26	0.75
C2408-8	1/2	3/4-16	13/16	0.31	0.84
C2408-10	5/8	7/8-14	15/16	0.36	0.97
C2408-12	3/4	1 1/16-12	1 1/8	0.36	1.09
C2408-16	1	1 5/16-12	1 3/8	0.42	1.09

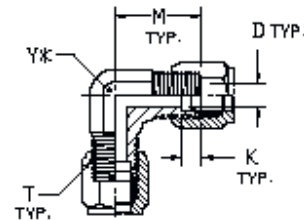
Union Elbow

C2500

Flareless tube end / flareless tube end
SAE 080201

Parker Number Information
EU

All dimensions are in inches
*Y—ACROSS WRENCH FLATS



TUBE FITTING PART #	TUBE O.D. (inch)	T TUBE END UN/UNF-2A	D DRILL (inch)	K (inch)	M (inch)	Y (inch)
C2500-2-2	1/8	5/16-24	0.094	0.19	0.78	7/16
C2500-4-4	1/4	7/16-20	0.203	0.24	0.89	7/16
C2500-5-5	5/16	1/2-20	0.234	0.26	0.95	9/16
C2500-6-6	3/8	9/16-18	0.282	0.26	1.05	9/16
C2500-8-8	1/2	3/4-16	0.422	0.31	1.25	3/4
C2500-10-10	5/8	7/8-14	0.500	0.36	1.42	7/8
C2500-12-12	3/4	1 1/16-12	0.656	0.36	1.58	1 1/16
C2500-14-14	7/8	1 3/16-12	0.718	0.36	1.66	1 5/16
C2500-16-16	1	1 5/16-12	0.875	0.42	1.73	1 5/16
C2500-20-20	1 1/4	1 5/8-12	1.093	0.42	1.89	1 5/8
C2500-24-24	1 1/2	1 7/8-12	1.344	0.49	2.02	1 7/8
C2500-32-32	2	2 1/2-12	1.813	0.49	2.45	2 1/2

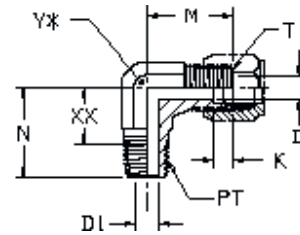
Male Elbow

C2501

Flareless tube end / male pipe end
SAE 080202

Parker Number Information
CU

All dimensions are in inches
*Y—ACROSS WRENCH FLATS



TUBE FITTING PART #	TUBE O.D. (inch)	T TUBE END UN/UNF-2A	PT PORT THD NPTF	D DRILL (inch)	D1 DRILL (inch)	K (inch)	M (inch)	N (inch)	Y (inch)
C2501-2-2	1/8	5/16-24	1/8-27	0.094	0.188	0.19	0.78	0.72	7/16
C2501-3-2	3/16	3/8-24	1/8-27	0.125	0.188	0.24	0.84	0.72	7/16
C2501-4-2	1/4	7/16-20	1/8-27	0.203	0.188	0.24	0.89	0.78	7/16
C2501-4-4	1/4	7/16-20	1/4-18	0.203	0.281	0.24	1.03	1.09	9/16
C2501-4-6	1/4	7/16-20	3/8-18	0.203	0.406	0.24	1.13	1.22	3/4
C2501-5-2	5/16	1/2-20	1/8-27	0.234	0.188	0.26	0.95	0.81	9/16
C2501-5-4	5/16	1/2-20	1/4-18	0.234	0.281	0.26	1.03	1.09	9/16
C2501-6-4	3/8	9/16-18	1/4-18	0.282	0.281	0.26	1.05	1.09	9/16
C2501-6-2	3/8	9/16-18	1/8-27	0.282	0.188	0.26	1.05	0.88	9/16
C2501-6-6	3/8	9/16-18	3/8-18	0.282	0.406	0.26	1.14	1.22	3/4
C2501-6-8	3/8	9/16-18	1/2-14	0.282	0.531	0.26	1.23	1.47	7/8
C2501-8-6	1/2	3/4-16	3/8-18	0.422	0.406	0.31	1.25	1.22	3/4
C2501-8-4	1/2	3/4-16	1/4-18	0.422	0.281	0.31	1.25	1.16	3/4
C2501-8-8	1/2	3/4-16	1/2-14	0.422	0.531	0.31	1.34	1.47	7/8
C2501-8-12	1/2	3/4-16	3/4-14	0.422	0.719	0.31	1.42	1.59	1 1/16
C2501-10-8	5/8	7/8-14	1/2-14	0.500	0.531	0.36	1.42	1.47	7/8
C2501-10-6	5/8	7/8-14	3/8-18	0.500	0.406	0.36	1.42	1.28	7/8
C2501-12-12	3/4	1 1/16-12	3/4-14	0.656	0.719	0.36	1.58	1.59	1 1/16
C2501-12-8	3/4	1 1/16-12	1/2-14	0.656	0.531	0.36	1.58	1.59	1 1/16
C2501-14-12	7/8	1 3/16-12	3/4-14	0.718	0.719	0.36	1.66	1.69	1 5/16
C2501-16-16	1	1 5/16-12	1-11 1/2	0.875	0.938	0.42	1.73	1.97	1 5/16
C2501-16-12	1	1 5/16-12	3/4-14	0.875	0.719	0.42	1.73	1.78	1 5/16
C2501-20-24	1 1/4	1 5/8-12	1 1/4-11 1/2	1.094	1.250	0.42	1.89	2.38	1 5/8
C2501-24-24	1 1/2	1 7/8-12	1 1/2-11 1/2	1.344	1.500	0.49	2.02	2.64	1 7/8
C2501-32-32	2	2 1/2-12	2-11 1/2	1.813	1.938	0.49	2.45	3.00	2 1/2

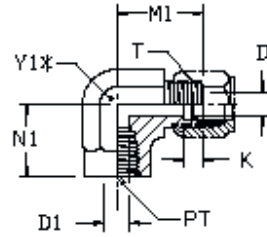
Female Elbow

C2502

Flareless tube end / female pipe end
SAE 080203

Parker Number Information
DU

All dimensions are in inches
*Y—ACROSS WRENCH FLATS



TUBE FITTING PART #	TUBE O.D. (inch)	T TUBE END UN/UNF-2A	PT PORT THD NPTF	D DRILL (inch)	D1 DRILL (inch)	K (inch)	M1 (inch)	N1 (inch)	Y1 (inch)
C2502-4-2	1/4	7/16-20	1/8-27	0.203	0.328	0.24	0.89	0.66	9/16
C2502-4-4	1/4	7/16-20	1/4-18	0.203	0.422	0.24	1.03	0.88	3/4
C2502-5-2	5/16	1/2-20	1/8-27	0.234	0.328	0.26	0.95	0.66	9/16
C2502-6-4	3/8	9/16-18	1/4-18	0.282	0.422	0.26	1.05	0.88	3/4
C2502-6-6	3/8	9/16-18	3/8-18	0.282	0.563	0.26	1.13	1.02	7/8
C2502-8-6	1/2	3/4-16	3/8-18	0.422	0.563	0.31	1.23	1.02	7/8
C2502-8-4	1/2	3/4-16	1/4-18	0.422	0.422	0.31	1.23	0.88	3/4
C2502-8-8	1/2	3/4-16	1/2-14	0.422	0.688	0.31	1.34	1.23	1 1/16
C2502-10-8	5/8	7/8-14	1/2-14	0.500	0.688	0.36	1.42	1.23	1 1/16
C2502-12-12	3/4	1 1/16-12	3/4-14	0.656	0.906	0.36	1.58	1.36	1 5/16
C2502-14-12	7/8	1 3/16-12	3/4-14	0.718	0.906	0.36	1.62	1.42	1 5/16
C2502-16-16	1	1 5/16-12	1-11 1/2	0.875	1.125	0.42	1.73	1.63	1 5/8
C2502-20-20	1 1/4	1 5/8-12	1 1/4-11 1/2	1.093	1.469	0.42	2.08	1.70	1 7/8
C2502-24-24	1 1/2	1 7/8-12	1 1/2-11 1/2	1.344	1.719	0.49	2.58	2.08	2 1/2

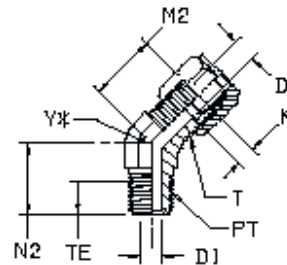
45° Male Elbow

C2503

Flareless tube end / male pipe end
SAE 080302

Parker Number Information
VU

All dimensions are in inches
*Y—ACROSS WRENCH FLATS



TUBE FITTING PART #	TUBE O.D. (inch)	T TUBE END UN/UNF-2A	PT PORT THD NPTF	D DRILL (inch)	D1 DRILL (inch)	K (inch)	M2 (inch)	N2 (inch)	Y (inch)
C2503-3-2	3/16	3/8-24	1/8-27	0.125	0.188	0.24	0.64	0.53	7/16
C2503-4-2	1/4	7/16-20	1/8-27	0.203	0.188	0.24	0.70	0.64	7/16
C2503-4-4	1/4	7/16-20	1/4-18	0.203	0.281	0.24	0.81	0.86	9/16
C2503-5-2	5/16	1/2-20	1/8-27	0.234	0.188	0.26	0.75	0.66	9/16
C2503-6-4	3/8	9/16-18	1/4-18	0.282	0.281	0.26	0.83	0.86	9/16
C2503-8-6	1/2	3/4-16	3/8-18	0.422	0.406	0.31	0.98	0.95	3/4
C2503-10-8	5/8	7/8-14	1/2-14	0.500	0.531	0.36	1.08	1.17	7/8
C2503-12-12	3/4	1 1/16-12	3/4-14	0.656	0.719	0.36	1.27	1.20	1 1/16
C2503-14-12	7/8	1 3/16-12	3/4-14	0.718	0.719	0.36	1.34	1.30	1 5/16
C2503-16-16	1	1 5/16-12	1-11 1/2	0.875	0.938	0.42	1.36	1.48	1 5/16
C2503-20-20	1 1/4	1 5/8-12	1 1/4-11 1/2	1.093	1.250	0.42	1.45	1.67	1 5/8

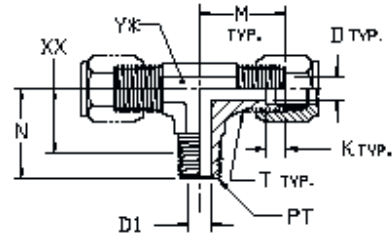
Male Branch Tee

C2601

Flareless tube ends / male pipe end
SAE 080425

Parker Number Information
SU

All dimensions are in inches
*Y—ACROSS WRENCH FLATS



TUBE FITTING PART #	TUBE O.D. (inch)	T TUBE END UN/UNF-2A	PT PORT THD NPTF	D DRILL (inch)	D1 DRILL (inch)	K (inch)	M (inch)	N (inch)	Y (inch)
C2601-2-2-2	1/8	5/16-24	1/8-27	0.094	0.188	0.20	0.78	0.72	7/16
C2601-4-4-2	1/4	7/16-20	1/8-27	0.203	0.188	0.24	0.89	0.78	7/16
C2601-4-4-4	1/4	7/16-20	1/4-18	0.203	0.281	0.24	1.03	1.09	9/16
C2601-5-5-2	5/16	1/2-20	1/8-27	0.234	0.188	0.26	0.95	0.81	9/16
C2601-6-6-4	3/8	9/16-18	1/4-18	0.282	0.281	0.26	1.05	1.09	9/16
C2601-8-8-6	1/2	3/4-16	3/8-18	0.422	0.406	0.31	1.25	1.22	3/4
C2601-8-8-8	1/2	3/4-16	1/2-14	0.422	0.531	0.31	1.34	1.47	7/8
C2601-10-10-8	5/8	7/8-14	1/2-14	0.500	0.531	0.36	1.42	1.47	7/8
C2601-12-12-12	3/4	1 1/16-12	3/4-14	0.656	0.719	0.36	1.58	1.59	1 1/16
C2601-14-14-12	7/8	1 3/16-12	3/4-14	0.718	0.719	0.36	1.66	1.66	1 5/16
C2601-16-16-16	1	1 5/16-12	1-11 1/2	0.875	0.938	0.42	1.73	1.97	1 5/16

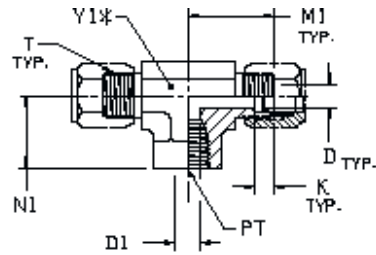
Female Branch Tee

C2602

Flareless tube ends / female pipe end
SAE 080427

Parker Number Information
OU

All dimensions are in inches
*Y—ACROSS WRENCH FLATS



TUBE FITTING PART #	TUBE O.D. (inch)	T TUBE END UN/UNF-2A	PT PORT THD NPTF	D DRILL (inch)	D1 DRILL (inch)	K (inch)	M1 (inch)	N1 (inch)	Y1 (inch)
C2602-4-4-2	1/4	7/16-20	1/8-27	0.203	0.328	0.24	0.89	0.66	9/16
C2602-4-4-4	1/4	7/16-20	1/4-18	0.203	0.422	0.24	1.03	0.88	3/4
C2602-6-6-4	3/8	9/16-18	1/4-18	0.282	0.422	0.26	1.05	0.88	3/4
C2602-8-8-6	1/2	3/4-16	3/8-18	0.422	0.563	0.31	1.23	1.02	7/8
C2602-10-10-8	5/8	7/8-14	1/2-14	0.500	0.688	0.36	1.42	1.23	1 1/16
C2602-12-12-12	3/4	1 1/16-12	3/4-14	0.656	0.906	0.36	1.58	1.36	1 5/16
C2602-14-12-14	7/8	1 3/16-12	3/4-14	0.718	0.906	0.36	1.62	1.42	1 5/16
C2602-16-16-16	1	1 5/16-12	1-11 1/2	0.875	1.125	0.42	1.73	1.62	1 5/8
C2602-20-20-20	1 1/4	1 5/8-12	1 1/4-11 1/2	1.093	1.469	0.42	2.08	1.70	1 7/8

Union Tee

C2603

Flareless tube end (all three ends)

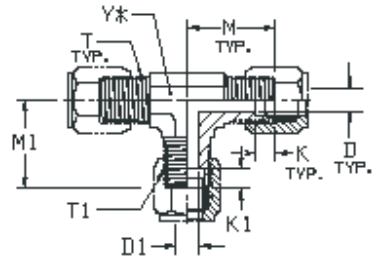
SAE 080401

Parker Number Information

JU

All dimensions are in inches

*Y—ACROSS WRENCH FLATS



TUBE FITTING PART #	TUBE O.D. (inch)	T TUBE END UN/UNF-2A	T1 TUBE END UN/UNF-2A	D DRILL (inch)	D1 DRILL (inch)	K (inch)	K1 (inch)	M (inch)	M1 (inch)	Y (inch)
C2603-2-2-2	1/8	5/16-24	5/16-24	0.094	0.094	0.19	0.19	0.77	0.77	7/16
C2603-3-3-3	3/16	3/8-24	3/8-24	0.125	0.125	0.24	0.24	0.84	0.84	7/16
C2603-4-4-4	1/4	7/16-20	7/16-20	0.203	0.203	0.24	0.24	0.89	0.89	7/16
C2603-5-5-5	5/16	1/2-20	1/2-20	0.234	0.234	0.26	0.26	0.95	0.95	9/16
C2603-6-6-6	3/8	9/16-18	9/16-18	0.282	0.282	0.26	0.26	1.05	1.05	9/16
C2603-8-8-8	1/2	3/4-16	3/4-16	0.422	0.422	0.31	0.31	1.25	1.25	3/4
C2603-8-6-8	1/2	3/4-16	9/16-18	0.422	0.281	0.31	0.26	1.25	1.14	3/4
C2603-10-10-10	5/8	7/8-14	7/8-14	0.500	0.500	0.36	0.36	1.42	1.42	7/8
C2603-12-12-12	3/4	1 1/16-12	1 1/16-12	0.656	0.656	0.36	0.36	1.58	1.58	1 1/16
C2603-14-14-14	7/8	1 3/16-12	1 3/16-12	0.718	0.718	0.36	0.36	1.66	1.66	1 5/16
C2603-16-16-16	1	1 5/16-12	1 5/16-12	0.875	0.875	0.42	0.42	1.73	1.73	1 5/16
C2603-20-20-20	1 1/4	1 5/8-12	1 5/8-12	1.093	1.093	0.42	0.42	1.89	1.89	1 5/8
C2603-24-24-24	1 1/2	1 7/8-12	1 7/8-12	1.344	1.344	0.49	0.49	2.02	2.02	1 7/8

Male Run Tee

C2605

Flareless tube ends / male pipe end

SAE 080424

Parker Number Information

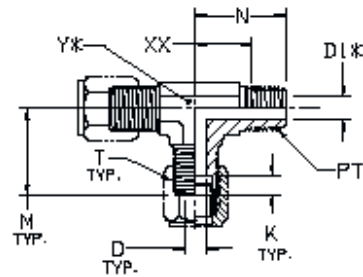
RU

All dimensions are in inches

*D1—DRILL MAY BE PRESENT

DUE TO MANUFACTURERS

OPTION PER SAE J514



TUBE FITTING PART #	TUBE O.D. (inch)	T TUBE END UN/UNF-2A	PT PORT THD NPTF	D DRILL (inch)	D1 DRILL (inch)	K (inch)	M (inch)	N (inch)	Y (inch)
C2605-4-2-4	1/4	7/16-20	1/8-27	0.203	0.188	0.24	0.89	0.78	7/16
C2605-4-4-4	1/4	7/16-20	1/4-18	0.203	0.281	0.24	1.03	1.09	9/16
C2605-5-2-5	5/16	1/2-20	1/8-27	0.234	0.188	0.26	0.95	0.81	9/16
C2605-6-4-6	3/8	9/16-18	1/4-18	0.282	0.281	0.26	1.05	1.09	9/16
C2605-8-6-8	1/2	3/4-16	3/8-18	0.422	0.406	0.31	1.25	1.22	3/4
C2605-8-8-8	1/2	3/4-16	1/2-14	0.422	0.531	0.31	1.34	1.47	7/8
C2605-10-8-10	5/8	7/8-14	1/2-14	0.500	0.531	0.36	1.42	1.47	7/8
C2605-12-12-12	3/4	1 1/16-12	3/4-14	0.656	0.719	0.36	1.58	1.59	1 1/16
C2605-14-12-14	7/8	1 3/16-12	3/4-14	0.718	0.719	0.36	1.62	1.69	1 5/16
C2605-16-16-16	1	1 5/16-12	1-11 1/2	0.875	0.938	0.42	1.73	1.97	1 5/16

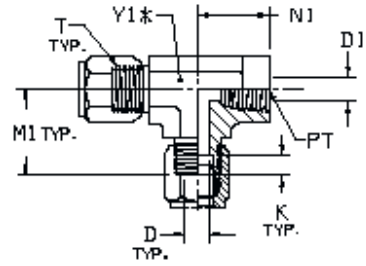
Female Run Tee

C2606

Flareless tube ends / female pipe end
SAE 080426

Parker Number Information
MU

All dimensions are in inches
*Y—ACROSS WRENCH FLATS



TUBE FITTING PART #	TUBE O.D. (inch)	T TUBE END UN/UNF-2A	PT PORT THD NPTF	D DRILL (inch)	D1 DRILL (inch)	K (inch)	M1 (inch)	N1 (inch)	Y1 (inch)
C2606-4-2-4	1/4	7/16-20	1/8-27	0.203	0.328	0.24	0.89	0.66	9/16
C2606-6-4-6	3/8	9/16-18	1/4-18	0.282	0.422	0.26	1.05	0.88	3/4
C2606-8-6-8	1/2	3/4-16	3/8-18	0.422	0.563	0.31	1.23	1.02	7/8
C2606-10-8-10	5/8	7/8-14	1/2-14	0.500	0.688	0.36	1.42	1.23	1 1/16
C2606-12-12-12	3/4	1 1/16-12	3/4-14	0.656	0.906	0.36	1.58	1.36	1 5/16
C2606-16-16-16	1	1 5/16-12	1-11 1/2	0.875	1.125	0.42	1.73	1.62	1 5/8

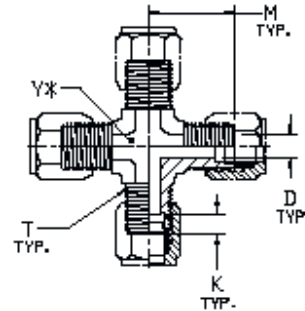
Union Cross

C2650

Flareless tube end (all four ends)
SAE 080501

Parker Number Information
KU

All dimensions are in inches
*Y—ACROSS WRENCH FLATS



TUBE FITTING PART #	TUBE O.D. (inch)	T TUBE END UN/UNF-2A	D DRILL (inch)	K (inch)	M (inch)	Y (inch)
C2650-4-4-4-4	1/4	7/16-20	0.203	0.24	0.89	7/16
C2650-6-6-6-6	3/8	9/16-18	0.282	0.26	1.05	9/16
C2650-8-8-8-8	1/2	3/4-16	0.422	0.31	1.25	3/4
C2650-12-12-12-12	3/4	1 1/16-12	0.656	0.36	1.58	1 1/16

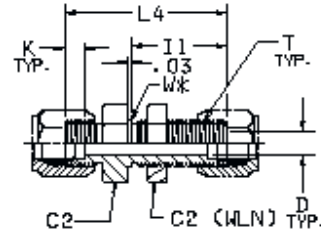
Bulkhead Union

C2700

Flareless tube end / flareless tube end
SAE 080601

Parker Number Information
WU

All dimensions are in inches
*W— BULKHEAD PILOT DIA.
RECOMMENDED CLEARANCE
HOLE +.015 OVER W DIA.



TUBE FITTING PART #	TUBE O.D. (inch)	T TUBE END UN/UNF-2A	C2 HEX (inch)	D DRILL (inch)	I1 (inch)	K (inch)	L4 (inch)	W (inch)
C2700-4-4	1/4	7/16-20	11/16	0.203	1.13	0.24	1.89	0.44
C2700-6-6	3/8	9/16-18	13/16	0.281	1.17	0.26	1.98	0.56
C2700-8-8	1/2	3/4-16	1	0.422	1.31	0.31	2.22	0.75
C2700-10-10	5/8	7/8-14	1 1/8	0.500	1.45	0.36	2.48	0.88
C2700-12-12	3/4	1 1/16-12	1 3/8	0.656	1.56	0.36	2.72	1.06
C2700-16-16	1	1 5/16-12	1 5/8	0.875	1.56	0.42	2.72	1.31

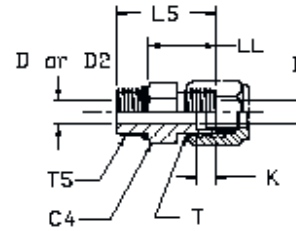
Straight Thread Connector

C6400

Flareless tube end / straight thread O-ring
SAE 080120

Parker Number Information
F5U

All dimensions are in inches



TUBE FITTING PART #	TUBE O.D. (inch)	T TUBE END UN/UNF-2A	T5 PORT THD UN/UNF-2A	C4 HEX (inch)	D DRILL (inch)	D2 DRILL (inch)	K (inch)	L5 (inch)
C6400-2-2	1/8	5/16-24	5/16-24	7/16	0.094	0.094	0.19	1.00
C6400-3-3	3/16	3/8-24	3/8-24	1/2	0.125	0.125	0.24	1.05
C6400-4-4	1/4	7/16-20	7/16-20	9/16	0.203	0.203	0.24	1.13
C6400-4-5	1/4	7/16-20	1/2-20	5/8	0.203	0.234	0.24	1.13
C6400-4-6	1/4	7/16-20	9/16-18	11/16	0.203	0.281	0.24	1.20
C6400-4-10	1/4	7/16-20	7/8-14	1	0.203	0.500	0.24	1.40
C6400-5-5	5/16	1/2-20	1/2-20	5/8	0.234	0.234	0.26	1.13
C6400-6-6	3/8	9/16-18	9/16-18	11/16	0.281	0.281	0.26	1.22
C6400-6-8	3/8	9/16-18	3/4-16	7/8	0.281	0.422	0.26	1.28
C6400-8-8	1/2	3/4-16	3/4-16	7/8	0.422	0.422	0.31	1.38
C6400-8-6	1/2	3/4-16	9/16-18	13/16	0.422	0.281	0.31	1.28
C6400-8-10	1/2	3/4-16	7/8-14	1	0.422	0.500	0.31	1.50
C6400-8-12	1/2	3/4-16	1 1/16-12	1 1/4	0.422	0.656	0.31	1.67
C6400-10-10	5/8	7/8-14	7/8-14	1	0.500	0.500	0.36	1.56
C6400-12-12	3/4	1 1/16-12	1 1/16-12	1 1/4	0.656	0.656	0.36	1.78
C6400-12-8	3/4	1 1/16-12	3/4-16	1 1/8	0.656	0.422	0.36	1.75
C6400-12-16	3/4	1 1/16-12	1 5/16-12	1 1/2	0.656	0.875	0.36	1.81
C6400-16-16	1	1 5/16-12	1 5/16-12	1 1/2	0.875	0.875	0.42	1.81
C6400-16-12	1	1 5/16-12	1 1/16-12	1 3/8	0.875	0.656	0.42	1.81
C6400-16-20	1	1 5/16-12	1 5/8-12	1 7/8	0.875	1.093	0.42	1.91
C6400-20-20	1 1/4	1 5/8-12	1 5/8-12	1 7/8	1.093	1.093	0.42	1.91
C6400-24-24	1 1/2	1 7/8-12	1 7/8-12	2 1/8	1.344	1.344	0.49	1.97
32 C6400-32-32	2	2 1/2-12	2 1/2-12	2 3/4	1.813	1.813	0.49	2.13

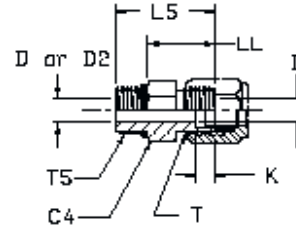
Straight Thread Elbow

C6801

Flareless tube end / straight thread O-ring

Parker Number Information
CC5U

All dimensions are in inches



TUBE FITTING PART#	TUBE O.D. (inch)	T TUBE END UN/UNF-2A	T5 PORT THD UN/UNF-2A	C4 HEX (inch)	D DRILL (inch)	D2 DRILL (inch)	K (inch)	M (inch)	M7 (inch)	Y (inch)
C6801-3-3	3/16	3/8-24	3/8-24	1/2	0.125	0.125	0.24	0.84	0.94	7/16
C6801-4-4	1/4	7/16-20	7/16-20	9/16	0.203	0.203	0.24	0.89	1.03	7/16
C6801-5-5	5/16	1/2-20	1/2-20	5/8	0.234	0.234	0.26	0.95	1.13	9/16
C6801-6-6	3/8	9/16-18	9/16-18	11/16	0.282	0.282	0.26	1.05	1.25	9/16
C6801-6-8	3/8	9/16-18	3/4-16	7/8	0.282	0.422	0.26	1.14	1.45	3/4
C6801-8-8	1/2	3/4-16	3/4-16	7/8	0.422	0.422	0.31	1.25	1.45	3/4
C6801-8-6	1/2	3/4-16	9/16-18	11/16	0.422	0.282	0.31	1.27	1.33	3/4
C6801-8-10	1/2	3/4-16	7/8-14	1	0.422	0.500	0.31	1.34	1.70	7/8
C6801-8-12	1/2	3/4-16	1 1/16-12	1 1/4	0.422	0.6565	0.31	1.43	1.94	1 1/16
C6801-10-10	5/8	7/8-14	7/8-14	1	0.500	0.500	0.36	1.42	1.70	7/8
C6801-12-12	3/4	1 1/16-12	1 1/16-12	1 1/4	0.656	0.656	0.36	1.58	1.94	1 1/16
C6801-12-8	3/4	1 1/16-12	3/4-16	7/8	0.656	0.422	0.36	1.58	1.63	1 1/16
C6801-12-10	3/4	1 1/16-12	7/8-14	1	0.656	0.500	0.36	1.58	1.78	1 1/16
C6801-12-16	3/4	1 1/16-12	1 5/16-12	1 1/2	0.656	0.875	0.36	1.73	2.05	1 5/16
C6801-16-16	1	1 5/16-12	1 5/16-12	1 1/2	0.875	0.875	0.42	1.73	2.05	1 5/16
C6801-16-12	1	1 5/16-12	1 1/16-12	1 1/4	0.875	0.656	0.42	1.73	2.05	1 5/16
C6801-20-20	1 1/4	1 5/8-12	1 5/8-12	1 7/8	1.093	1.093	0.42	1.89	2.25	1 5/8
C6801-24-24	1 1/2	1 7/8-12	1 7/8-12	2 1/8	1.344	1.344	0.49	2.02	2.39	1 7/8
C6801-32-32	2	2 1/2-12	2 1/2-12	2 3/4	1.813	1.813	0.49	2.45	2.89	2 1/2

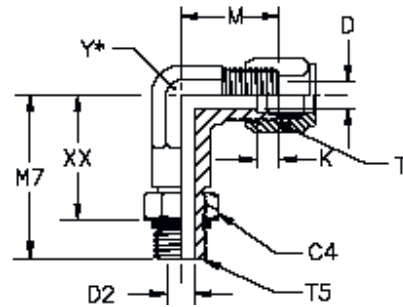
Straight Thread Elbow

C6801L

Flareless tube end / straight thread O-ring

Parker Number Information
CC5U

All dimensions are in inches



TUBE FITTING PART#	TUBE O.D. (inch)	T TUBE END UN/UNF-2A	T5 PORT THD UN/UNF-2A	C4 HEX (inch)	D DRILL (inch)	D2 DRILL (inch)	K (inch)	M (inch)	M7 (inch)	Y (inch)
C6801L-4-4	1/4	7/16-20	7/16-20	9/16	0.203	0.203	0.24	0.89	1.43	7/16
C6801L-6-6	3/8	9/16-18	9/16-18	11/16	0.282	0.282	0.26	1.05	1.72	9/16
C6801L-8-8	1/2	3/4-16	3/4-16	7/8	0.422	0.422	0.31	1.25	2.02	3/4
C6801L-10-10	5/8	7/8-14	7/8-14	1	0.500	0.500	0.36	1.42	2.39	7/8
C6801L-12-12	3/4	1 1/16-12	1 1/16-12	1 1/4	0.656	0.656	0.36	1.58	2.69	1 1/16
C6801L-16-16	1	1 5/16-12	1 5/16-12	1 1/2	0.875	0.875	0.42	1.73	3.13	1 5/16

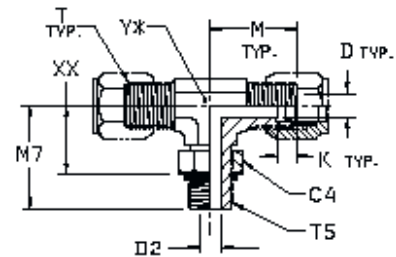
Straight Thread Branch Tee C6803

Flareless tube ends / straight thread O-ring
O-ring on branch

SAE 080429

Parker Number Information
S5U

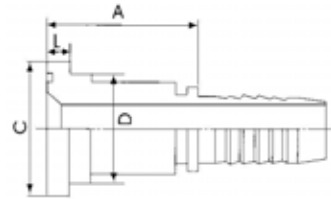
All dimensions are in inches
*Y—ACROSS WRENCH FLATS



TUBE FITTING PART #	TUBE O.D. (inch)	T TUBE END UN/UNF-2A	T5 PORT THD UN/UNF-2A	C4 HEX (inch)	D DRILL (inch)	D2 DRILL (inch)	K (inch)	M (inch)	M7 (inch)	Y (inch)
C6803-4-4-4	1/4	7/16-20	7/16-20	9/16	0.203	0.203	0.24	0.89	1.03	7/16
C6803-6-6-6	3/8	9/16-18	9/16-18	11/16	0.282	0.282	0.26	1.05	1.25	9/16
C6803-8-8-8	1/2	3/4-16	3/4-16	7/8	0.422	0.422	0.31	1.25	1.45	3/4
C6803-12-12-12	3/4	1 1/16-12	1 1/16-12	1 1/4	0.656	0.656	0.36	1.58	1.94	1 1/16
C6803-16-16-16	1	1 5/16-12	1 5/16-12	1 1/2	0.875	0.875	0.42	1.73	2.05	1 5/16

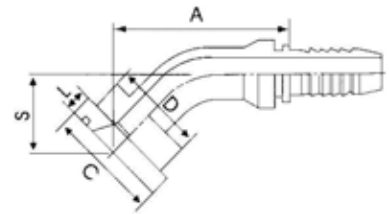
Fittings per DIN 2353 are not collected into this catalog. Please contact for more information.

Code61 Flange Hose Fitting - Straight



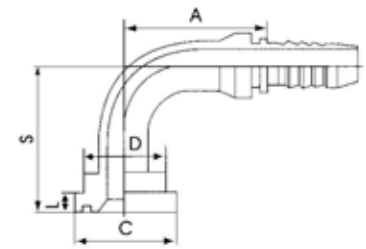
PART #	Nominal Hose I.D.	A (inch)	C (inch)	D (inch)	L (inch)	O-Ring Size No.
421093-08-08	1/2	1.81	1.188	0.94	0.265	210
421093-12-12	3/4	1.89	1.500	1.25	0.265	214
421093-16-16	1	2.05	1.75	1.50	0.315	219
421093-20-20	1-1/4	2.28	2.00	1.70	0.315	222
421093-24-24	1-1/2	2.68	2.375	1.98	0.315	225
421093-32-32	2	2.76	2.812	2.45	0.375	228

Code61 Flange Hose Fitting- 45°



PART #	Nominal Hose I.D.	A (inch)	C (inch)	D (inch)	S (inch)	L (inch)	O-Ring Size No.
423093-08-08	1/2	2.29	1.188	0.94	0.92	0.265	210
423093-12-12	3/4	3.06	1.500	1.25	1.17	0.265	214
423093-16-16	1	3.38	1.75	1.50	1.20	0.315	219
423093-20-20	1-1/4	3.75	2.00	1.70	1.36	0.315	222
423093-24-24	1-1/2	4.44	2.375	1.98	1.65	0.315	225
423093-32-32	2	5.22	2.812	2.45	1.93	0.375	228

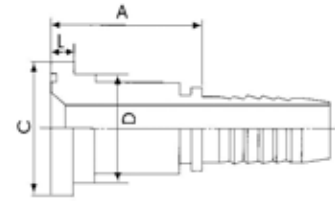
Code61 Flange Hose Fitting- 90°



PART #	Nominal Hose I.D.	A (inch)	C (inch)	D (inch)	S (inch)	L (inch)	O-Ring Size No.
424193-08-08	1/2	1.61	1.188	0.94	1.85	0.265	210
424193-12-12	3/4	2.61	1.500	1.25	2.48	0.265	214
424193-16-16	1	3.07	1.75	1.50	2.70	0.315	219
424193-20-20	1-1/4	3.60	2.00	1.70	3.13	0.315	222
424193-24-24	1-1/2	4.31	2.375	1.98	3.86	0.315	225
424193-32-32	2	5.21	2.812	2.45	4.66	0.375	228

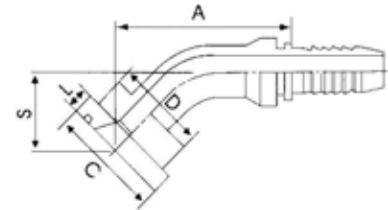
Hose Fittings

Code62 Flange Hose Fitting - Straight



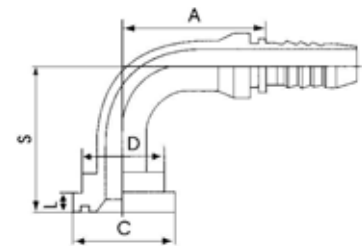
PART #	Nominal Hose I.D.	A (inch)	C (inch)	D (inch)	L (inch)	O-Ring SAE Size No.
511093-08-08	1/2	1.85	1.250	0.94	0.305	210
511093-12-12	3/4	2.00	1.625	1.25	0.345	214
511093-16-16	1	2.24	1.875	1.50	0.375	219
511093-20-20	1-1/4	2.60	2.125	1.72	0.405	222
511093-24-24	1-1/2	2.95	2.500	2.00	0.495	225
511093-32-32	2	3.35	3.125	2.62	0.495	228

Code62 Flange Hose Fitting- 45°



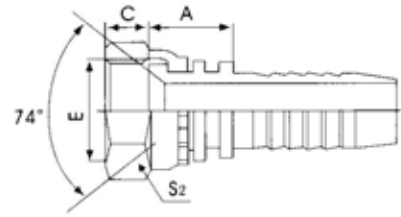
PART #	Nominal Hose I.D.	A (inch)	C (inch)	D (inch)	S (inch)	L (inch)	O-Ring Size No.
513093-08-08	1/2	2.35	1.250	0.94	0.97	0.305	210
513093-12-12	3/4	3.13	1.625	1.25	1.25	0.345	214
513093-16-16	1	3.52	1.875	1.50	1.34	0.375	219
513093-20-20	1-1/4	3.94	2.125	1.72	1.55	0.405	222
513093-24-24	1-1/2	4.57	2.500	2.00	1.79	0.495	225
513093-32-32	2	5.34	3.125	2.62	2.07	0.495	228

Code62 Flange Hose Fitting- 90°



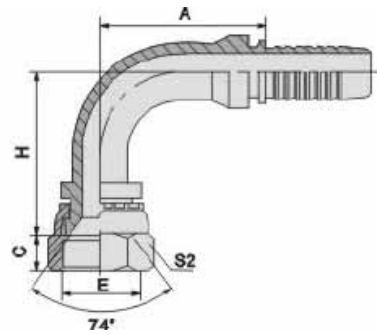
PART #	Nominal Hose I.D.	A (inch)	C (inch)	D (inch)	S (inch)	L (inch)	O-Ring Size No.
514193-08-08	1/2	1.61	1.250	0.94	1.93	0.305	210
514193-12-12	3/4	2.61	1.625	1.25	2.60	0.345	214
514193-16-16	1	3.07	1.875	1.50	2.89	0.375	219
514193-20-20	1-1/4	3.60	2.125	1.72	3.41	0.405	222
514193-24-24	1-1/2	4.31	2.500	2.00	4.06	0.495	225
514193-32-32	2	5.21	3.125	2.62	4.86	0.495	228

FJIC Hose Fitting-Straight



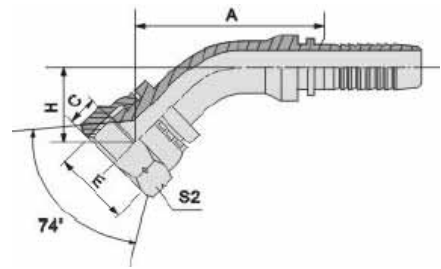
PART #	Nominal Hose I.D.	E Thread	A (inch)	C (inch)	S2 (inch)	S2 Metric (mm)
421042-04-04	1/4	7/16-20	0.59	0.354	9/16	14
421042-05-05	5/16	1/2-20	0.61	0.374	5/8	17
421042-06-06	3/8	9/16-18	0.61	0.374	3/4	19
421042-08-08	1/2	3/4-16	0.71	0.421	7/8	22
421042-10-10	5/8	7/8-14	0.79	0.500	1-1/16	27
421042-12-12	3/4	1 1/16-12	0.85	0.563	1 1/4	32
421042-16-16	1	1 5/16-12	0.91	0.594	1 5/8	41
421042-20-20	1 1/4	1 5/8-12	1.024	0.626	2	50
421042-24-24	1 1/2	1 7/8-12	1.043	0.732	2 1/2	65
421042-32-32	2	2 1/2-12	1.063	0.937	2 7/8	75

FJIC Hose Fitting – 90°



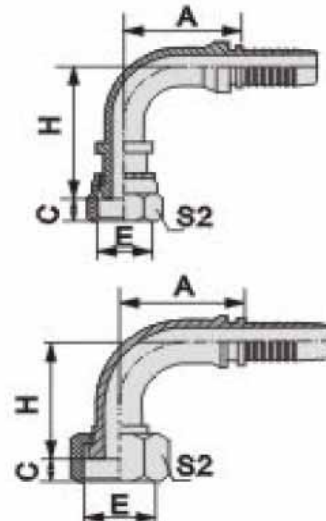
PART #	Nominal Hose I.D.	E Thread	A (inch)	H (inch)	c (Inch)	S2 (inch)	S2 Metric (mm)
424142-04-04	1/4	7/16-20	1.201	1.319	0.354	9/16	14
424142-05-05	5/16	1/2-20	1.319	1.457	0.374	5/8	17
424142-06-06	3/8	9/16-18	1.409	1.547	0.413	3/4	19
424142-08-08	1/2	3/4-16	1.634	1.850	0.433	7/8	22
424142-10-10	5/8	7/8-14	2.244	2.067	0.512	1-1/16	27
424142-12-12	3/4	1 1/16-12	2.598	2.500	0.591	1-1/4	32
424142-16-16	1	1 5/16-12	3.039	2.756	0.630	1-5/8	41
424142-20-20	1 1/4	1 5/8-12	3.622	3.248	0.669	2	50
424142-24-24	1 1/2	1 7/8-12	4.327	3.839	0.787	2-1/2	65
424142-32-32	2	2 1/2-12	5.150	4.677	0.925	2-7/8	75

FJIC Hose Fitting – 45°



PART #	Nominal Hose I.D.	E Thread	A (inch)	H (inch)	C (inch)	S2 (inch)	S2 (mm)
423042-04-04	1/4	7/16-20	1.602	0.713	0.354	9/16	14
423042-05-05	5/16	1/2-20	1.701	0.760	0.374	5/8	17
423042-06-06	3/8	9/16-18	1.764	0.787	0.413	3/4	19
423042-08-08	1/2	3/4-16	2.327	0.925	0.433	7/8	22
423042-10-10	5/8	7/8-14	2.780	1.000	0.512	1-1/16	27
423042-12-12	3/4	1 1/16-12	3.067	1.181	0.591	1-1/4	32
423042-16-16	1	1 5/16-12	3.394	1.240	0.630	1-5/8	41
423042-20-20	1 1/4	1 5/8-12	3.850	1.441	0.669	2	50
423042-24-24	1 1/2	1 7/8-12	4.441	1.638	0.787	2-1/2	65
423042-32-32	2	2 1/2-12	5.177	1.949	0.925	2-7/8	75

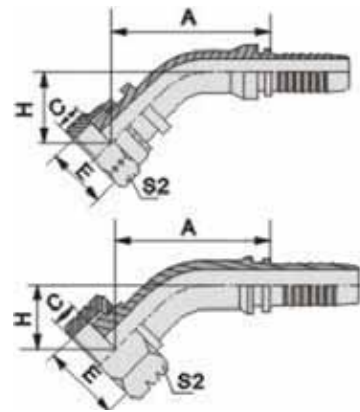
Female ORFS Hose Fitting - 90°



PART #	Nominal Hose I.D.	E Thread	A (inch)	H (inch)	C (inch)	S2 (inch)	S2 (mm)
425135-04-04	1/4	9/16-18	1.201	1.614	0.335	3/4	19
425135-06-06	3/8	11/16-16	1.409	1.961	0.394	7/8	22
425135-08-08	1/2	13/16-16	1.634	2.244	0.433	1-1/16	27
425135-10-10	5/8	1-14	2.244	2.598	0.531	1-3/16	30
425135-12-12	3/4	1 3/16-12	2.626	3.031	0.591	1-3/8	36
425135-16-16	1	1 7/16-12	3.047	2.658	0.591	1-5/8	41
425135-20-20	1 1/4	1 11/16-12	3.622	3.780	0.591	2	50
425135-24-24	1 1/2	2-12	4.327	3.622	0.591	2-3/8	60

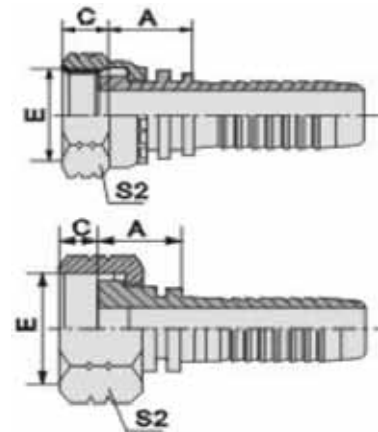
Hose Fittings

Female ORFS Hose Fitting - 45°



PART #	Nominal Hose I.D.	E Thread	A (inch)	H (inch)	C (inch)	S2 (inch)	S2 (mm)
423035-04-04	1/4	9/16-18	1.811	0.921	0.335	3/4	19
423035-06-06	3/8	11/16-16	2.055	1.079	0.394	7/8	22
423035-08-08	1/2	13/16-16	2.591	1.197	0.433	1-1/16	27
423035-10-10	5/8	1-14	3.157	1.374	0.531	1-3/16	30
423035-12-12	3/4	1 3/16-12	3.469	1.555	0.591	1-3/8	36
423035-16-16	1	1 7/16-12	3.331	1.169	0.591	1-5/8	41
423035-20-20	1 1/4	1 11/16-12	4.228	1.815	0.591	2	50
423035-24-24	1 1/2	2-12	4.29	1.484	0.591	2-3/8	60

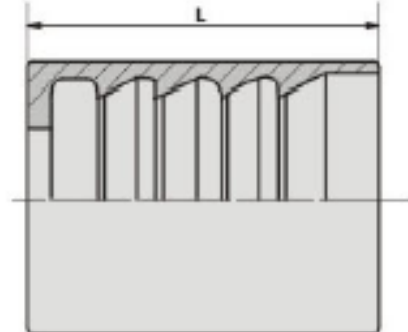
Female ORFS Hose Fitting - Straight



PART #	Nominal Hose I.D.	E Thread	A (inch)	C (inch)	S2 (inch)	S2 (mm)
421035-04-04	1/4	9/16-18	0.906	0.335	3/4	19
421035-06-06	3/8	11/16-16	1.024	0.394	7/8	22
421035-08-08	1/2	13/16-16	1.122	0.433	1-1/16	27
421035-10-10	5/8	1-14	1.339	0.531	1-3/16	30
421035-12-12	3/4	1 3/16-12	1.398	0.591	1-3/8	36
421035-16-16	1	1 7/16-12	1.398	0.591	1-5/8	41
421035-20-20	1 1/4	1 11/16-12	1.575	0.591	2	50
421035-24-24	1 1/2	2-12	1.437	0.591	2-3/8	60

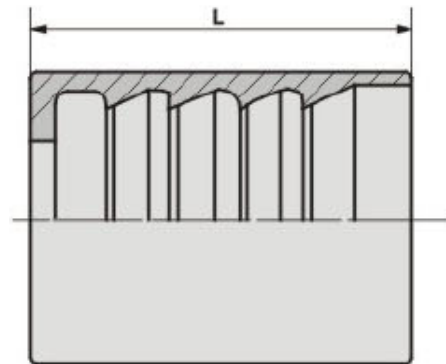
**Ferrule For SAE 100R1AT
DIN20022 1SN, EN853 1SN Hose**

PART #	Nominal Hose I.D.		L (inch)	L (mm)
S100010-03	3/16		1.083	27.5
S100010-04	1/4		1.201	30.5
S100010-05	5/16		1.240	31.5
S100010-06	3/8		1.280	32.5
S100010-08	1/2		1.358	34.5
S100010-10	5/8		1.476	37.5
S100010-12	3/4		1.713	43.5
S100010-16	1		1.988	50.5
S100010-20	1 1/4		2.343	59.5
S100010-24	1 1/2		2.933	74.5
S100010-32	2		3.091	78.5



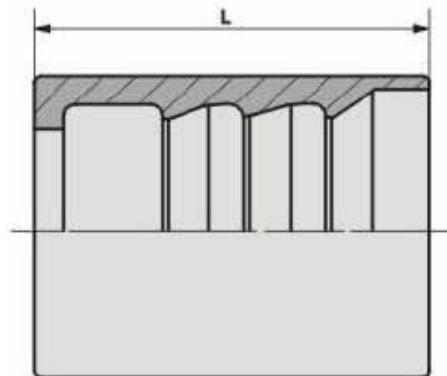
**Ferrule For SAE 100R2AT
DIN20022 2SN, EN853 2SN Hose**

PART #	Nominal Hose I.D.		L (inch)	L (mm)
S100020-03	3/16		1.083	27.5
S100020-04	1/4		1.201	30.5
S100020-05	5/16		1.240	31.5
S100020-06	3/8		1.280	32.5
S100020-08	1/2		1.358	34.5
S100020-10	5/8		1.476	37.5
S100020-12	3/4		1.713	43.5
S100020-16	1		1.988	50.5
S100020-20	1 1/4		2.343	59.5
S100020-24	1 1/2		2.933	74.5
S100020-32	2		3.091	78.5



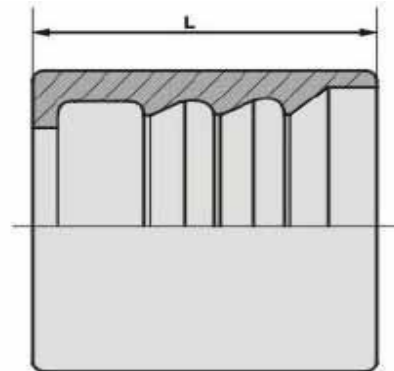
**Ferrule For SAE 100R1A
DIN20022 1ST Hose**

PART #	Nominal Hose I.D.		L (inch)	L (mm)
S100011-03	3/16		1.083	27.5
S100011-04	1/4		1.201	30.5
S100011-05	5/16		1.240	31.5
S100011-06	3/8		1.280	32.5
S100011-08	1/2		1.358	34.5
S100011-10	5/8		1.476	37.5
S100011-12	3/4		1.713	43.5
S100011-16	1		1.988	50.5
S100011-20	1 1/4		2.343	59.5
S100011-24	1 1/2		2.933	74.5
S100011-32	2		3.091	78.5



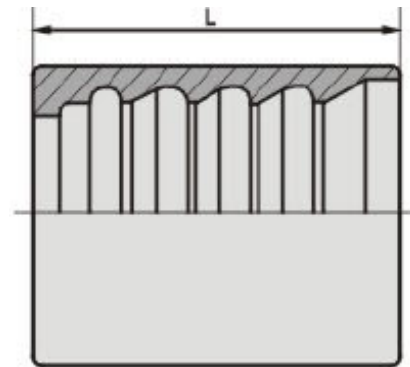
Ferrule For SAE 100R2A DIN20022 2ST Hose

PART #	Nominal Hose I.D.		L (inch)	L (mm)
S100021-03	3/16		1.083	27.5
S100021-04	1/4		1.201	30.5
S100021-05	5/16		1.240	31.5
S100021-06	3/8		1.280	32.5
S100021-08	1/2		1.358	34.5
S100021-10	5/8		1.476	37.5
S100021-12	3/4		1.713	43.5
S100021-16	1		1.988	50.5
S100021-20	1 1/4		2.343	59.5
S100021-24	1 1/2		2.933	74.5
S100021-32	2		3.091	78.5



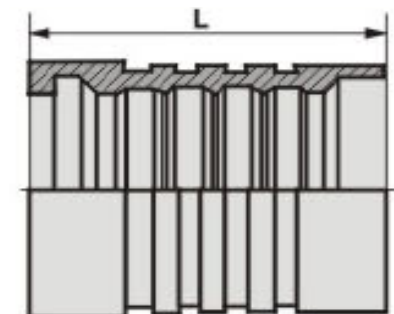
Ferrule For SAE 100R12/06-16 DIN20023 4SP, 4SH/10-16 Hose

PART #	Nominal Hose I.D.		L (inch)	L (mm)
S100121-04	1/4		1.496	38
S100121-06	3/8		1.580	39.5
S100121-08	1/2		1.634	41.5
S100121-10	5/8		1.723	43.5
S100121-12	3/4		2.028	51.5
S100121-16	1		2.441	62
S100121-20	1 1/4		2.677	68
S100121-24	1 1/2		2.972	75.5
S100121-32	2		3.130	79.5

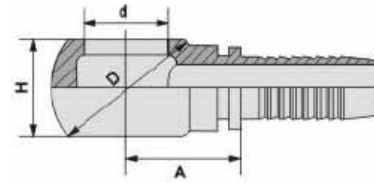


Interlock Ferrule For R13 Hose

PART #	Nominal Hose I.D.		L (inch)	L (mm)
S100021-12	3/4		2.028	53.5
S100021-16	1		2.441	66.5
S100021-20	1 1/4		2.677	89
S100021-24	1 1/2		2.972	102.5
S100021-32	2		3.130	108.5

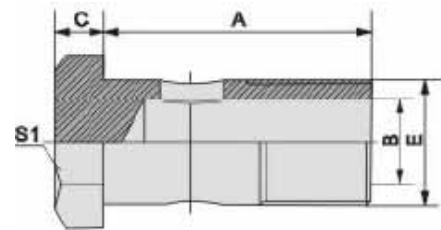


Metric & BSP Banjo



PART #	Nominal Hose I.D.	Bolt Thread	A (mm)	d (mm)	D (mm)	H (mm)
422467-M10-03	3/16	M10X1	15	10.1	17	10
422467-M10-04	1/4	M10X1	17.5	10.1	17	10
422467-M12-04	1/4	M12X1.5	21	12.1	20	12
422467-M12-05	5/16	M12X1.5	21	12.1	20	12
422467-M12-06	3/8	M12X1.5	21	12.1	20	12
422467-M14-04	1/4	M14X1.5	21.5	14.1	24	14
422467-M14-05	5/16	M14X1.5	21.5	14.1	24	14
422467-M14-06	3/8	M14X1.5	21.5	14.1	24	14
422467-M16-04	1/4	M16X1.5	21	16.1	28	16
422467-M16-05	5/16	M16X1.5	21	16.1	28	16
422467-M16-06	3/8	M16X1.5	21	16.1	28	16
422467-M18-04	1/4	M18X1.5	23.5	18.1	32	20
422467-M18-05	5/16	M18X1.5	24.5	18.1	32	20
422467-M18-06	3/8	M18X1.5	24.5	18.1	32	20
422467-M18-08	1/2	M18X1.5	25	18.1	32	20
422467-M22-06	3/8	M22X1.5	28.6	22.1	39	25
422467-M22-08	1/2	M22X1.5	29.1	22.1	39	25
422467-M22-10	5/8	M22X1.5	28.5	22.1	39	25
422467-M26-12	3/4	M26X1.5	33	26.1	46	30
422467-M30-16	1	M30X1.5	37.5	30.1	54	36
422467-M30-20	1 1/4	M30X1.5	40.5	30.1	54	36
422467-02-03	3/16	G1/8	18.5	9.9	22	16
422467-02-04	1/4	G1/8	19	9.9	22	16
422467-04-03	3/16	G1/4	19.5	13.3	24	15
422467-04-04	1/4	G1/4	20	13.3	24	15
422467-04-05	5/16	G1/4	20	13.3	24	15
422467-04-06	3/8	G1/4	20	13.3	24	15
422467-06-04	1/4	G3/8	22.5	16.7	29	20
422467-06-05	5/16	G3/8	22.5	16.7	29	20
422467-06-06	3/8	G3/8	22.5	16.7	29	20
422467-06-08	1/2	G3/8	22.5	16.7	29	20
422467-08-05	5/16	G1/2	28	21	38	25
422467-08-06	3/8	G1/2	28	21	38	25
422467-08-08	1/2	G1/2	28.5	21	38	25
422467-08-10	5/8	G1/2	29.5	21	38	25
422467-10-10	5/8	G5/8	28.5	23	40	27
422467-12-10	5/8	G3/4	32.5	26.5	48	31
422467-12-12	3/4	G3/4	32.5	26.5	48	31
422467-16-08	1/2	G1	40.5	33.3	60	42
422467-16-12	3/4	G1	40.5	33.3	60	42
422467-16-16	1	G1	41.5	33.3	60	42

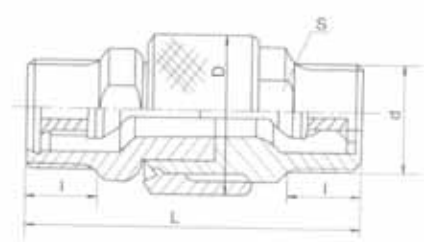
Metric & BSP Bolt



PART #	E Thread	A (mm)	B (mm)	C (mm)	S1 (mm)
423467-M10	M10X1	19.5	5.5	6	14
423467-M12	M12X1.5	24.5	7	6	17
423467-M14	M14X1.5	26.5	9	6	19
423467-M16	M16X1.5	28.5	11	6	22
423467-M18	M18X1.5	32.5	13	6	24
423467-M22	M22X1.5	39.5	16	7	27
423467-M26	M26X1.5	45.5	20	7	32
423467-M30	M30X1.5	51.5	24	7	36
423467-02	G1/8	30	4.8	4.8	14
423467-04	G1/4	29	6	6	19
423467-06	G3/8	39	9	7	22
423467-08	G1/2	44.5	13	8.5	27
423467-10	G5/8	49	15	10	30
423467-12	G3/4	56.5	18	10	32
423467-16	G1	69	22	13	41

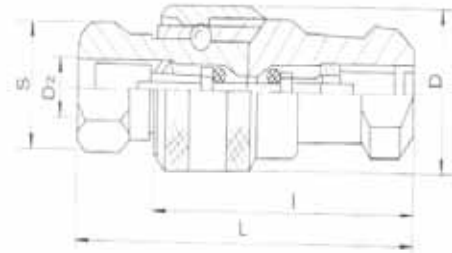
Male Thread Quick Disconnection

PART #	d Thread	D (mm)	L (mm)	I (mm)	S (mm)
27577-04M	M16X1.5	28	67	13	19
27577-05M	M22X1.5	31	70	13	22
27577-06M	M27X1.5	36	76	13	27
27577-08M	M30X1.5	40	87	16	30
27577-12M	M36X2	48	97	16	36
27577-16M	M42X2	56	110	20	46
27577-20M	M52X2	66	129	22	55
27577-24M	M60X2	77	145	26	65
27577-32M	M68X2	82	157	30	70



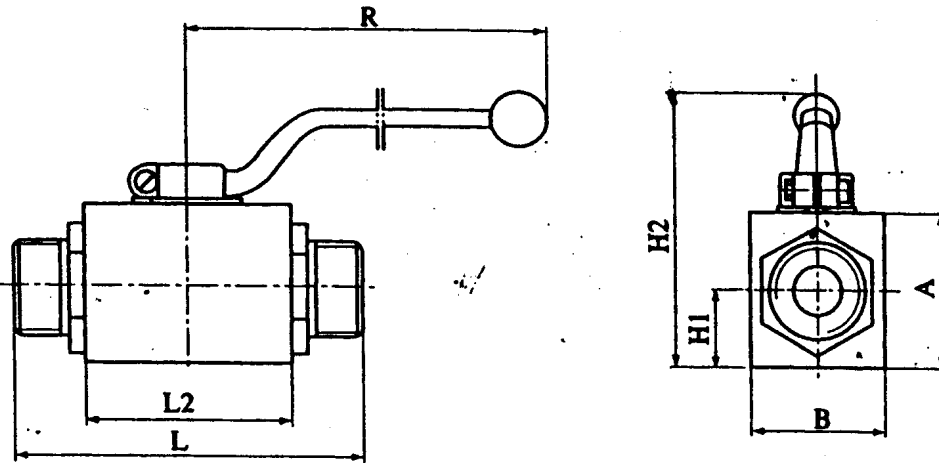
Female Thread Quick Disconnection

PART #	D2 Thread	D (mm)	L (mm)	I (mm)	S (mm)
27677-03	M10X1	28	70	52	19
27677-04	M14X1.5	30	72	54	22
27677-05	M18X1.5	32	75	56	24
27677-06	M22X1.5	35	76	58	27

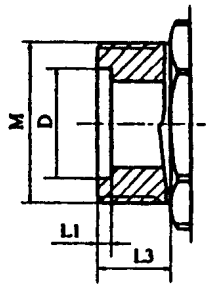


Valves

3.1 METRIC EXTERNAL THREAD CONNECTION BALL VALVE

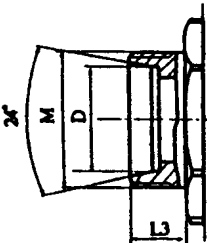


DIMENSIONS FOR FLARELESS



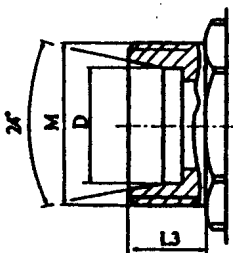
MODEL	NG	M	D	L	L1	L2	L3	A	B	H1	H2	R	O-RING
KH-H6L	6	M16×1.5	11	68	1.4	36	11	29	25	13	60	125	11×1.9
KH-H10L	10	M22×1.5	16	80	1.4	45	12	40	32	17	70	125	16×1.9
KH-H16L	16	M30×1.5	24	92	1.8	50	14	45	40	20	90	155	24×2.4
KH-H20L	20	M36×2	30	108	2.4	60	16	57	48	24.5	120	170	30×3.1
KH-H25L	25	M42×2	35	128	2.4	70	20	64	57	28.5	130	170	35×3.1
KH-H32L	32	M52×2	40	148	2.4	84	22	85	75	38	140	210	40×3.1

DIMENSIONS FOR 24 DEGREE FLARED (LIGHT DUTY)



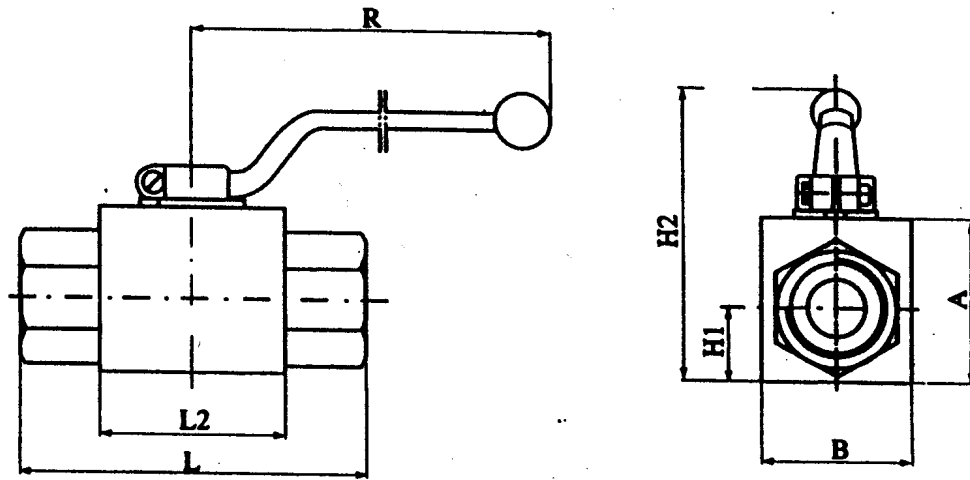
KH-G6LR	6	M14×1.5	8	66		36	10	29	25	13	60	125	
KH-G10LR	10	M18×1.5	12	78		45	11	40	32	17	70	125	
KH-G16LR	16	M26×1.5	18	88		50	12	45	40	20	90	155	
KH-G20LR	20	M30×2	22	104		60	14	57	48	24.5	120	170	
KH-G25LR	25	M36×2	28	116		70	14	64	57	28.5	130	170	
KH-G32LR	32	M45×2	35	136		84	16	85	75	38	140	210	

DIMENSIONS FOR 24 DEGREE (HEAVY DUTY)

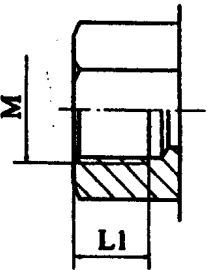


KH-H6SR	6	M18×1.5	10	70		36	12	29	25	13	60	125	
KH-H10SR	10	M22×1.5	14	84		45	14	40	32	17	70	125	
KH-H16SR	16	M30×2	20	96		50	16	45	40	20	90	155	
KH-H20SR	20	M36×2	25	112		60	18	57	48	24.5	120	170	
KH-H25SR	25	M42×2	30	128		70	20	64	57	28.5	130	170	
KH-H32SR	32	M52×2	38	148		84	22	85	75	38	140	210	

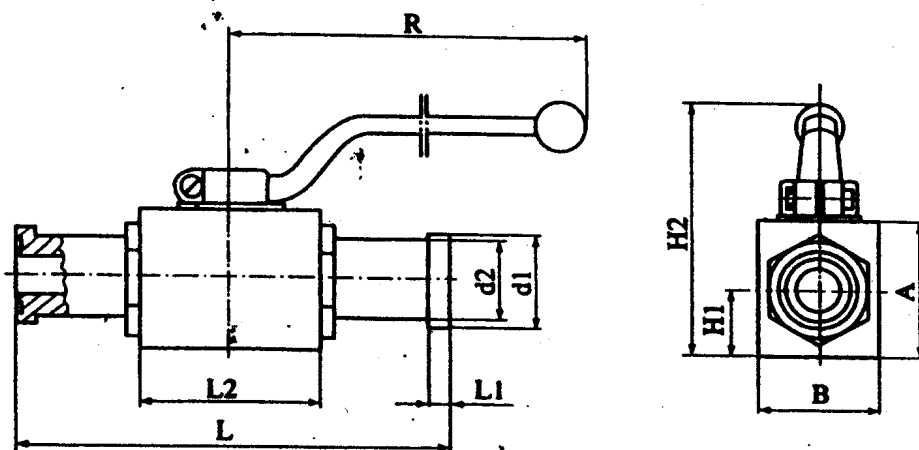
3.2 METRIC INTERNAL THREAD CONNECTION BALL VALVE



DIMENSIONS

	MODEL	NG	M	L	L1	L2	A	B	H1	H2	R
	KH-H6G	6	M14×1.5	74	12	36	29	25	13	60	125
	KH-H10G	10	M18×1.5	88	12	45	40	32	17	70	125
	KH-H16G	16	M27×2	104	15	50	45	40	20	90	155
	KH-H20G	20	M33×2	116	17	60	57	48	24.5	120	170
	KH-H25G	25	M42×2	133	18	70	64	57	28.5	130	170
	KH-H32G	32	M48×2	152	22	84	85	75	38	140	210
	KH-H40G	40	M48×2	128	22	91	98	90	45	153	210

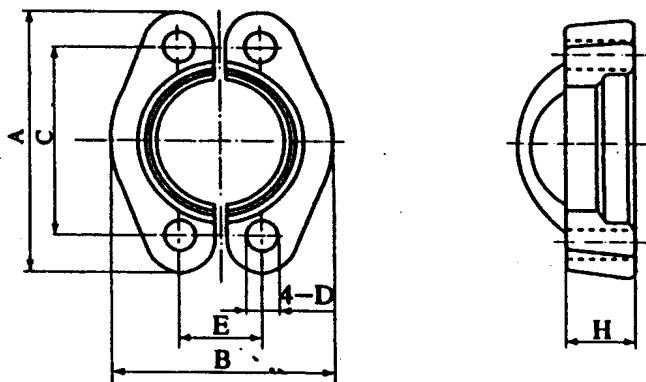
3.3 SAE SPLIT FLANGE CONNECTION BALL VALVE



DIMENSIONS

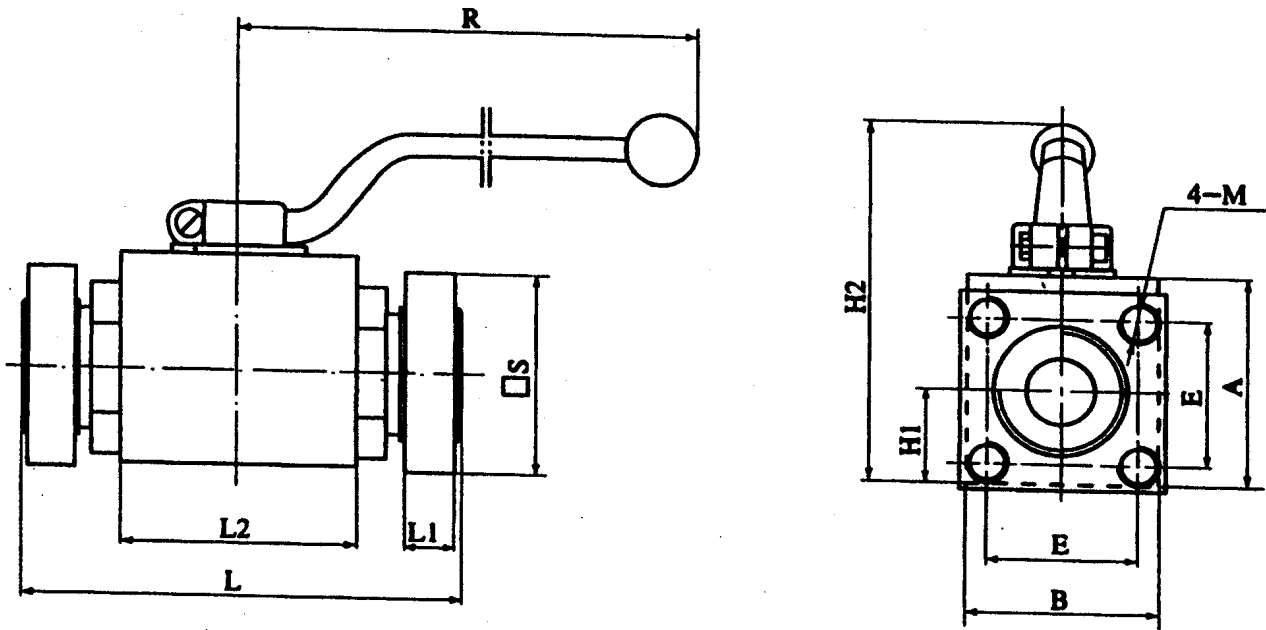
LIGHT DUTY SERIES												
MODEL	NG	d1	d2	L	L1	L2	A	B	H1	H2	R	O-RING
KH—H16F3	16	38.1	31.5	170	6.8	50	45	40	20	90	155	25×3.55
KH—H20F3	20	38.1	31.5	170	6.8	60	57	48	24.5	120	170	25×3.55
KH—H25F3	25	44.45	38	182	8	70	64	57	28.5	130	170	32.5×3.55
KH—G32F3	32	50.8	43	192	8	84	85	75	38	140	210	37.5×3.55
KH—F40F3	40	60.35	50	230	8	90	98	90	45	153	210	47.5×3.55
KH—F50F3	50	71.4	62	235	9.6	102	117	114	57	172	210	56×3.55
HEAVY DUTY SERIES												
KH—H16F6	16	41.3	32	170	8.8	50	45	40	20	90	155	25×3.55
KH—H20F6	20	41.3	32	170	8.8	60	57	48	24.5	120	170	25×3.55
KH—H25F6	25	47.6	38	204	9.5	70	64	57	28.5	130	170	32.5×3.55
KH—H32F6	32	54	44	224	10.3	84	85	75	38	140	210	37.5×3.55
KH—H40F6	40	63.5	51	280	12.6	90	98	90	45	153	210	47.5×3.55
KH—H50F6	50	79.4	67	316	12.6	102	117	114	57	172	210	56×3.55

3.4 SAE SPLIT FLANGE CLAMP



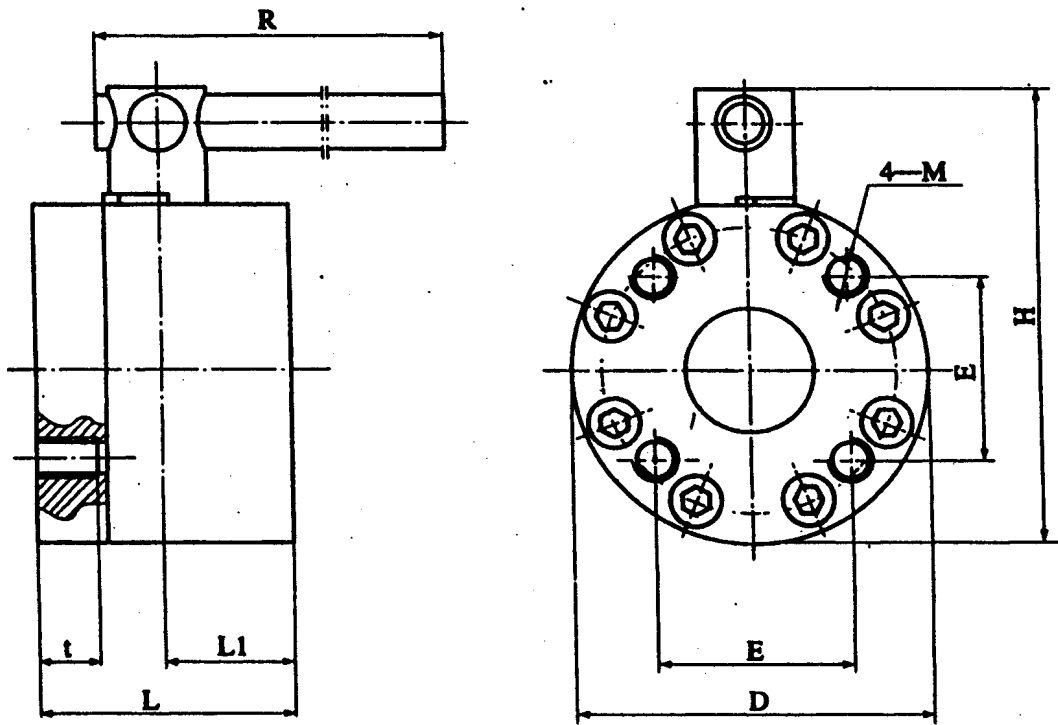
VALVE MODEL	FLANGE CODE	A	B	C	D	E	H
KH—H16F3	F3—20	65	52	47.6	11	22.3	14
KH—H20F3	F3—20	65	52	47.6	11	22.3	14
KH—H25F3	F3—25	70	59	52.4	11	26.2	16
KH—G32F3	F3—32	79	73	58.7	11	30.2	14
KH—F40F3	F3—40	94	83	69.9	13.5	35.7	16
KH—F50F3	F3—50	102	97	77.8	13.5	42.9	16
KH—H16F6	F6—20	71	60	50.8	11	23.8	19
KH—H20F6	F6—20	71	60	50.8	11	23.8	19
KH—H25F6	F6—25	81	70	57.2	13.5	27.8	24
KH—H32F6	F6—32	95	78	66.6	15.5	31.8	27
KH—H40F6	F6—40	113	95	79.3	17.5	36.5	30
KH—H50F6	F6—50	133	114	96.8	22	44.5	37

3.5 SQUARE FLANGE CONNECTION BALL VALVE



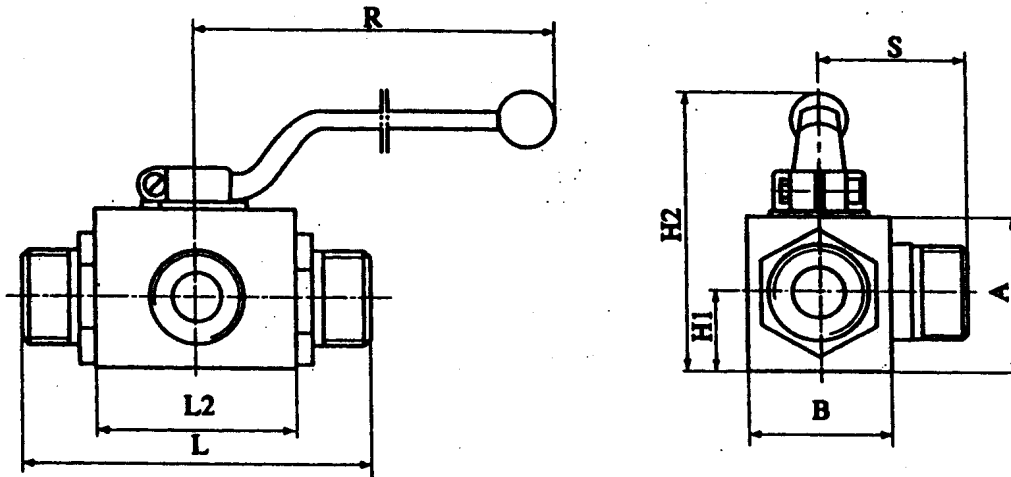
DIMENSIONS												
MODEL	NG	E	L	L1	L2	A	B	S	H1	H2	M	R
KH-H16F4	16	35.4	124	23	50	45	40	50	20	90	M8	155
KH-H20F4	20	43.8	134	23	60	57	48	65	24.5	120	M10	170
KH-H25F4	25	51.6	153	27	70	64	57	75	28.5	130	M12	170
KH-H32F4	32	60.1	176	32	84	85	75	90	38	140	M14	210
KH-H40F4	40	69.3	183	32	91	98	90	100	45	153	M16	210
KH-H50F4	50	83.4	198	34	102	117	114	120	57	172	M20	210

3.6 FLANGE CONNECTION BALL VALVE



DIMENSIONS									
MODEL	NG	E	L	L1	t	D	H	M	R
KH-F63F4	63	102.5	160	80	30	198	260	M20	600
KH-F80F4	80	113.1	160	80	36	210	275	M24	600
KH-F100F4	100	130	180	90	45	258	326	M30	900

3.7 METRIC THREAD CONNECTION TWO POSITIONS THREE WAYS BALL VALVE



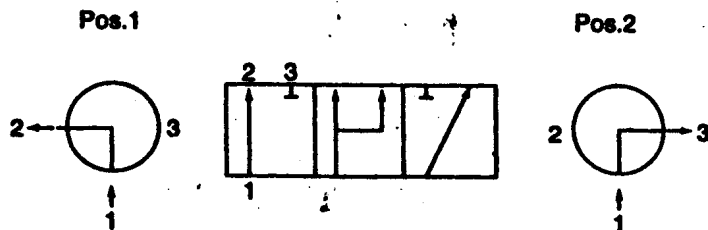
DIMENSIONS FOR EXTERNAL THREAD

	MODEL	NG	M	D	L	L1	L2	L3	A	B	H1	H2	R	S	O-RING
	KH3K-H8L	6	M16×1.5	11	68	1.4	36	11	29	25	13	60	125	37	11×1.9
	KH3K-H10L	10	M22×1.5	16	80	1.4	45	12	40	32	17	70	125	40	16×1.9
	KH3K-H16L	16	M30×1.5	24	92	1.8	50	14	45	40	20	90	155	48	24×2.4
	KH3K-H20L	20	M36×2	30	108	2.4	60	16	57	48	24.5	120	170	56	30×3.1
	KH3K-H25L	25	M42×2	35	128	2.4	70	20	64	57	28.5	130	170	60	35×3.1

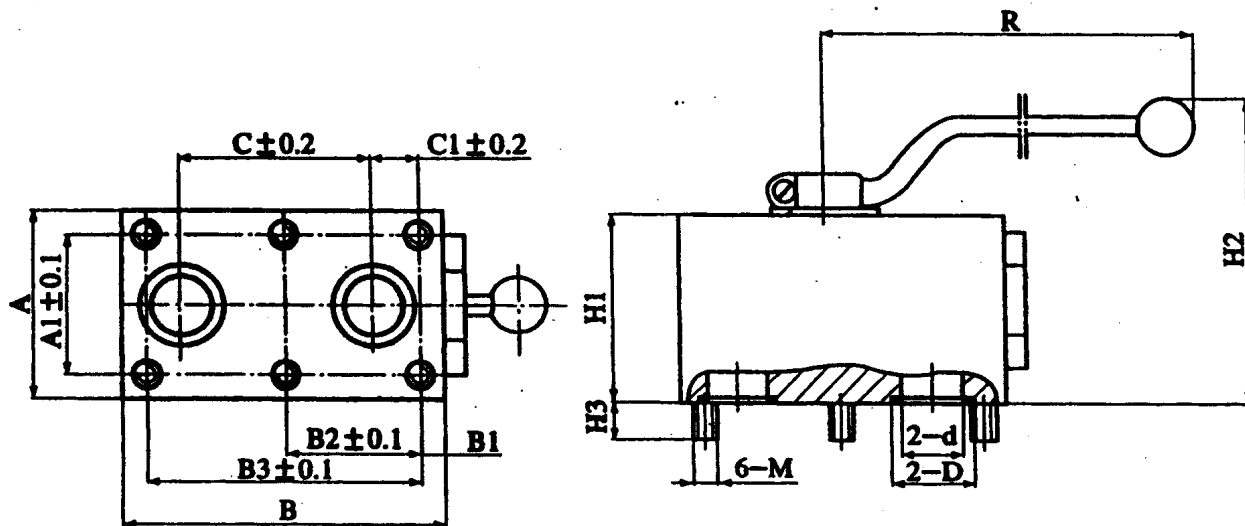
DIMENSIONS FOR INTERNAL THREAD

	MODEL	NG	M	D	L	L1	L2	L3	A	B	H1	H2	R	S	O-RING
	KH3K-H8G	6	M14×1.5		74		36	12	29	25	13	60	125	37	
	KH3K-H10G	10	M18×1.5		88		45	12	40	32	17	70	125	40	
	KH3K-H16G	16	M27×2		104		50	15	45	40	20	90	155	46	
	KH3K-H20G	20	M33×2		116		60	17	57	48	24.5	120	170	56	
	KH3K-H25G	25	M42×2		133		70	18	64	57	28.5	130	170	60	

THROW-IN ALL JOINTS WHEN CHANG-OVER
(WITHOUT NULL POSITION)
ONLY POSITION 1 HYDRAULIC FLUID INLET



3.8 BOARD CONNECTION BALL VALVE



DIMENSIONS

MODEL	NG	A	A1	B	B1	B2	B3	C	C1	H1	H2	H3	M	d	D	R	O-RING
KH-H6B	6	40	27	59	15.5	17.5	35	35	0	30	55	10	M6	6	10.7	125	7.1×1.8
KH-H10B	10	56	40	71	8	27.5	55	44	8.5	45	70	13	M8	10	14.8	125	11.2×1.8
KH-H16B	16	61	45	100	8.5	41.5	83	58	16.5	55	86	13	M8	16	23.3	155	18×2.65
KH-H20B	20	70	51	117	10	48.5	97	69	18	70	105	16	M10	20	29.5	170	22.4×3.55
KH-H25B	25	80	60	135	10	57.5	115	81	20	80	115	16	M10	25	35.1	170	28×3.55
KH-H32B	32	100	78	165	17	68	136	96	23	100	134	18	M12	32	41.6	210	34.5×3.55
KH-H40B	40	130	95	180	39.5	56	112	112	0	100	143	26	M16	40	49.6	210	42.5×3.55
KH-H50B	50	149	112	220	46	68	136	136	0	110	153	30	M20	50	60.1	210	53×3.55